

Hockenheimring
International GT Open
Free Practice - 1
Provisional Results



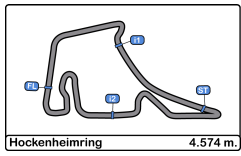
Cls	B _↓	Entrant/Team	Nat	Driver 1	Nat	Driver 2	Nat	Vehicle	Cat	Cls	Laps	Best	Time	Gap	Interval	Km/h
1	27	Spirit of Race	CHE	Marco Pulcini	ITA	Eddie Cheever	ITA	Ferrari 296 GT3	PROAM	1	25	4	1:38.716			166.8
2	15	Car Collection Motorsport	DEU	Özge Özalp	ITA	Nico Menzel	DEU	Porsche 911 GT3 R (992)	PRO	1	17	5	1:39.017	0.301	0.301	166.2
3	9	GetSpeed	DEU	Anthony Bartone	USA	Fabian Schiller	DEU	Mercedes AMG GT3 EVO	PRO	2	28	3	1:39.236	0.520	0.219	165.9
4	61	AF Corse	ITA	Jean-Claude Saada	USA	Conrad Grunewald	USA	Ferrari 296 GT3	PROAM	2	19	5	1:39.358	0.642	0.122	165.7
5	1	Eastalent Racing	AUT	Simon Reicher	AUT	Christopher Haase	DEU	Audi R8 LMS GT3 Evo II	PRO	3	29	6	1:39.500	0.784	0.142	165.4
6	75	ISR Racing	CZE	Filip Salaquarda	CZE	Libor Milota	CZE	Audi R8 LMS GT3 Evo II	PROAM	3	26	7	1:39.628	0.912	0.128	165.2
7	66	Greystone GT	GBR	Stewart Proctor	GBR	Lewis Proctor	GBR	McLaren 720S GT3	PROAM	4	29	6	1:39.676	0.960	0.048	165.1
8	10	Oregon Team	ITA	Alessio Deledda	ITA	Jordan Pepper	ZAF	Lamborghini Huracan GT3 EVO2	PRO	4	24	2	1:39.696	0.980	0.020	165.1
9	96	Team Motopark	DEU	Lukas Dunner	AUT	Charles Bateman	GBR	Mercedes AMG GT3 EVO	PRO	5	23	12	1:39.777	1.061	0.081	165.0
10	11	racing one	DEU	Ernst Kirchmayr	AUT	Luca Ludwig	DEU	Ferrari 296 GT3	PROAM	5	26	5	1:39.864	1.148	0.087	164.8
11	24	Greystone GT	GBR	Andrey Borodin	IND	Oliver Webb	GBR	McLaren 720s GT3 Evo	PROAM	6	24	22	1:39.958	1.242	0.094	164.7
12	19	Oregon Team	ITA	Marzio Moretti	ITA	Artem Petrov	ISR	Lamborghini Huracan GT3 EVO2	PRO	6	25	3	1:39.991	1.275	0.033	164.6
13	54	CBRX by SPS	DEU	Özge Özalp	CHE	Yannick Mettler	CHE	Mercedes AMG GT3 EVO	PROAM	7	25	13	1:40.169	1.453	0.178	164.3
14	17	Team Motopark	DEU	Diego Menchaca	MEX	Marcos Siebert	ARG	Mercedes AMG GT3 EVO	PRO	7	25	15	1:40.229	1.513	0.060	164.2
15	63	Oregon Team	ITA	Rolf Ineichen	CHE	Leonardo Pulcini	ITA	Lamborghini Huracan GT3 EVO2	PRO	8	30	4	1:40.264	1.548	0.035	164.2
16	20	SPS Automotive Performance	DEU	Dominik Baumann	AUT	Mikael Pitamber	ZAF	Mercedes AMG GT3 EVO	PRO	9	23	8	1:40.320	1.604	0.056	164.1
17	51	Spirit of Race	CHE	Nicola Marinangeli	ITA	Vincent Abril	FRA	Ferrari 296 GT3	PRO	10	16	13	1:40.332	1.616	0.012	164.1
18	55	AF Corse	ITA	Laurent De Meeus	BEL	Jamie Stanley	GBR	Ferrari 296 GT3	PROAM	8	24	7	1:40.497	1.781	0.165	163.8
19	16	AF Corse	ITA	Marcelo Hahn	BRA	Allam Khodair	BRA	Ferrari 296 GT3	PROAM	9	21	5	1:40.555	1.839	0.058	163.7
20	25	AF Corse	ITA	Alessandro Cozzi	MCO	Giorgio Sernagiotto	ITA	Ferrari 296 GT3	PROAM	10	22	7	1:40.587	1.871	0.032	163.7
21	6	GetSpeed	DEU	Valentin Pierburg	DEU	Aaron Walker	GBR	Mercedes AMG GT3 EVO	PROAM	11	29	6	1:40.639	1.923	0.052	163.6
22	88	Spirit of Race	CHE	Gino Forgione	CHE	Michele Rugolo	ITA	Ferrari 296 GT3	PROAM	12	24	22	1:40.962	2.246	0.323	163.0
23	42	Leiper Motorsport	DEU	Mark Wallenwein	DEU	Maciej Blazek	POL	Lamborghini Huracan GT3 EVO2	PRO	11	29	4	1:40.970	2.254	0.008	163.0
24	786	GetSpeed	DEU	Kiki Sak Nana	TUN	Adam Osieka	DEU	Mercedes AMG GT3 EVO	AM	1	28	5	1:41.363	2.647	0.393	162.4
25	65	Team Motopark	DEU	Heiko Neumann	DEU	Timo Rumpfkeil	DEU	Mercedes AMG GT3 EVO	AM	2	23	21	1:41.904	3.188	0.541	161.5
26	777	Olimp Racing	POL	Marcin Jedlinski	POL	Karol Basz	POL	Audi R8 LMS GT3 Evo II	PROAM	13	23	22	1:42.258	3.542	0.354	161.0
27	7	Car Collection Motorsport	DEU	Bashar Mardini	CAN	Tijmen van der Helm	NLD	Porsche 911 GT3 R (992)	PROAM	14	27	9	1:42.293	3.577	0.035	160.9
28	8	Il Barone Rampante	ITA	Giuseppe Cipriani	ITA			Lamborghini Huracan GT3 EVO	AM	3	21	18	1:42.806	4.090	0.513	160.1
29	69	Scuderia Villorba Corse	ITA	Michael Blanchemain	FRA	Vladislav Lomki	IND	Mercedes AMG GT3 EVO	PROAM	15	28	19	1:43.861	5.145	1.055	158.5
30	95	Team Motopark	DEU	Timo Rumpfkeil	DNK	Thomas Ikin	GBR	Mercedes AMG GT3 EVO	PROAM	16	14	9	1:44.392	5.676	0.531	157.7
31	12	Car Collection Motorsport	DEU	Hash	USA	Alex Fontana	CHE	Porsche 911 GT3 R (992)	PROAM	17	17	9	1:45.431	6.715	1.039	156.1

Published at:.....

Track Temp: 17°C Air Temp: 25°C Humidity: 50% Track Status: DRY

Race Director:	Alessandro Ferrari	Timekeeper:	S. A. Rodríguez
	ACI DGA 392080		JOB-2654-ESP/M





Hockenheimring
International GT Open
Free Practice - 1
Track Limit



The Stewards, having received a report from Race Director, have considered the following matter and determine the following:

Session Free Practice - 1
Fact The cars below did not use the track at the turns listed below

Infringement Breach of Appendix L Chapter IV Article 2 c) of the FIA International Sporting Code and Article 19.4/19.5 of the Sporting Regulations.

Decision Deletion of the lap times shown in accordance with Article 12.4.1.e of the FIA International Sporting Code.

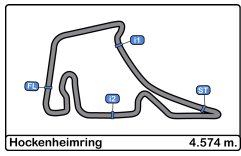
Note

- Certain decisions of the Stewards are subject to appeal (Article 15 of the FIA International Sporting Code).
- These penalties are not subject to appeal Article.12.3.4 of the FIA International Sporting Code and Article 16.5 of the Sporting Regulations.
- According to Article.12.3.3.b of the FIA International Sporting Code these decisions become immediately binding even in case of an appeal.

Ord	Turn	B. Driver	Entrant/Team	Time of Day	Lap Time
1	1	1 Reicher - Haase	Eastalent Racing	10:34:22.248	1:39.405
2	1	19 Moretti - Petrov	Oregon Team	10:34:59.077	1:41.532
3	1	69 Blanchemain - Lomki	Scuderia Villorba Corse	10:35:22.327	1:45.339
4	1	54 T > ^ AT ^α^	CBRX by SPS	10:36:54.213	1:42.991
5	1	69 Blanchemain - Lomki	Scuderia Villorba Corse	10:37:07.139	1:44.812
6	1	66 Proctor - Proctor	Greystone GT	10:37:09.074	1:39.513
7	1	6 Pierburg - Walker	GetSpeed	10:37:21.656	1:41.681
8	1	786 Kiki - Osieka	GetSpeed	10:37:33.517	1:42.294
9	1	10 Deledda - Pepper	Oregon Team	10:37:44.932	1:44.649
10	1	24 Borodin - Webb	Greystone GT	10:37:47.219	1:42.615
11	1	1 Reicher - Haase	Eastalent Racing	10:37:47.908	1:38.891
12	1	63 Ineichen - Pulcini	Oregon Team	10:37:54.500	1:40.711
13	1	17 Menchaca - Siebert	Team Motopark	10:38:02.547	1:39.492
14	1	19 Moretti - Petrov	Oregon Team	10:38:18.922	1:39.854
15	1	66 Proctor - Proctor	Greystone GT	10:38:50.326	1:41.252
16	1	75 Salaquarda - Milota	ISR Racing	10:38:52.274	1:40.150
17	1	69 Blanchemain - Lomki	Scuderia Villorba Corse	10:38:52.277	1:45.138
18	1	6 Pierburg - Walker	GetSpeed	10:39:01.827	1:40.171
19	1	7 Mardini - van der Helm	Car Collection Motorsport	10:39:03.690	1:45.491
20	1	96 Dunner - Bateman	Team Motopark	10:39:10.739	1:48.059
21	1	10 Deledda - Pepper	Oregon Team	10:39:24.026	1:39.094
22	1	63 Ineichen - Pulcini	Oregon Team	10:39:40.221	1:45.721
23	1	17 Menchaca - Siebert	Team Motopark	10:39:42.322	1:39.775
24	1	9 Bartone - Schiller	GetSpeed	10:39:49.928	1:51.205
25	1	19 Moretti - Petrov	Oregon Team	10:39:59.088	1:40.166
26	1	10 Deledda - Pepper	Oregon Team	10:41:10.585	1:46.559
27	1	63 Ineichen - Pulcini	Oregon Team	10:41:21.224	1:41.003
28	1	9 Bartone - Schiller	GetSpeed	10:41:29.859	1:39.931
29	1	16 Hahn - Khodair	AF Corse	10:41:31.077	1:47.766
30	1	55 De Meeus - Stanley	AF Corse	10:41:32.957	1:41.442
31	1	19 Moretti - Petrov	Oregon Team	10:41:40.271	1:41.183
32	1	7 Mardini - van der Helm	Car Collection Motorsport	10:42:29.372	1:42.949
33	1	65 Neumann - Rumpfkeil	Team Motopark	10:42:56.701	2:04.147
34	1	96 Dunner - Bateman	Team Motopark	10:42:57.923	2:03.150
35	1	9 Bartone - Schiller	GetSpeed	10:43:09.372	1:39.513
36	1	55 De Meeus - Stanley	AF Corse	10:43:15.020	1:42.063
37	1	25 Cozzi - Sernagiotto	AF Corse	10:43:17.284	1:41.126
38	1	19 Moretti - Petrov	Oregon Team	10:43:20.835	1:40.564
39	1	75 Salaquarda - Milota	ISR Racing	10:43:54.109	1:39.301

The Stewards:





Hockenheimring
International GT Open
Free Practice - 1
Track Limit



The Stewards, having received a report from Race Director, have considered the following matter and determine the following:

Session Free Practice - 1
Fact The cars below did not use the track at the turns listed below

Infringement Breach of Appendix L Chapter IV Article 2 c) of the FIA International Sporting Code and Article 19.4/19.5 of the Sporting Regulations.

Decision Deletion of the lap times shown in accordance with Article 12.4.1.e of the FIA International Sporting Code.

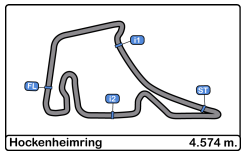
Note

- Certain decisions of the Stewards are subject to appeal (Article 15 of the FIA International Sporting Code).
- These penalties are not subject to appeal Article.12.3.4 of the FIA International Sporting Code and Article 16.5 of the Sporting Regulations.
- According to Article.12.3.3.b of the FIA International Sporting Code these decisions become immediately binding even in case of an appeal.

Ord	Turn	B. Driver	Entrant/Team	Time of Day	Lap Time
40	1	66 Proctor - Proctor	Greystone GT	10:43:55.313	1:45.491
41	1	69 Blanchemain - Lomki	Scuderia Villorba Corse	10:44:04.920	1:43.503
42	1	6 Pierburg - Walker	GetSpeed	10:44:05.093	1:41.960
43	1	16 Hahn - Khodair	AF Corse	10:44:51.643	1:40.011
44	1	9 Bartone - Schiller	GetSpeed	10:44:53.727	1:44.355
45	1	19 Moretti - Petrov	Oregon Team	10:45:07.226	1:46.391
46	1	20 Baumann - Pitamber	SPS Automotive Performance	10:45:42.049	1:40.342
47	1	15 Ó^! * d4{ A^T ^} : ^	Car Collection Motorsport	10:45:43.791	1:44.251
48	1	6 Pierburg - Walker	GetSpeed	10:45:45.872	1:40.779
49	1	69 Blanchemain - Lomki	Scuderia Villorba Corse	10:45:49.789	1:44.869
50	1	7 Mardini - van der Helm	Car Collection Motorsport	10:45:54.797	1:43.041
51	1	16 Hahn - Khodair	AF Corse	10:46:31.103	1:39.460
52	1	777 Jedlinski - Basz	Olimp Racing	10:46:34.487	1:40.984
53	1	25 Cozzi - Sernagiotto	AF Corse	10:46:39.586	1:41.715
54	1	55 De Meeus - Stanley	AF Corse	10:46:47.271	1:51.754
55	1	6 Pierburg - Walker	GetSpeed	10:47:31.763	1:45.891
56	1	69 Blanchemain - Lomki	Scuderia Villorba Corse	10:47:32.629	1:42.840
57	1	27 Pulcini - Cheever	Spirit of Race	10:48:01.948	1:41.662
58	1	8 Giuseppe Cipriani	Il Barone Rampante	10:48:07.964	1:46.388
59	1	63 Ineichen - Pulcini	Oregon Team	10:48:20.933	1:41.686
60	1	24 Borodin - Webb	Greystone GT	10:48:22.482	1:42.025
61	1	25 Cozzi - Sernagiotto	AF Corse	10:48:30.387	1:50.801
62	1	69 Blanchemain - Lomki	Scuderia Villorba Corse	10:49:26.328	1:53.699
63	1	63 Ineichen - Pulcini	Oregon Team	10:50:02.008	1:41.075
64	1	10 Deledda - Pepper	Oregon Team	10:50:17.037	1:39.678
65	1	20 Baumann - Pitamber	SPS Automotive Performance	10:50:47.892	1:44.742
66	1	1 Reicher - Haase	Eastalent Racing	10:51:04.073	1:40.571
67	1	12 Hash - Fontana	Car Collection Motorsport	10:51:45.157	1:44.839
68	1	63 Ineichen - Pulcini	Oregon Team	10:51:49.592	1:47.584
69	1	9 Bartone - Schiller	GetSpeed	10:51:56.135	1:44.595
70	1	10 Deledda - Pepper	Oregon Team	10:52:04.192	1:47.155
71	1	54 T > ^ A^T ^d^!	CBRX by SPS	10:52:29.572	1:40.953
72	1	1 Reicher - Haase	Eastalent Racing	10:52:44.406	1:40.333
73	1	75 Salaquarda - Milota	ISR Racing	10:53:04.129	1:40.785
74	1	27 Pulcini - Cheever	Spirit of Race	10:53:15.902	1:49.488
75	1	12 Hash - Fontana	Car Collection Motorsport	10:53:30.254	1:45.097
76	1	63 Ineichen - Pulcini	Oregon Team	10:53:30.500	1:40.908
77	1	55 De Meeus - Stanley	AF Corse	10:53:32.028	1:40.902
78	1	19 Moretti - Petrov	Oregon Team	10:54:03.277	1:41.024

The Stewards:





Hockenheimring
International GT Open
Free Practice - 1
Track Limit



The Stewards, having received a report from Race Director, have considered the following matter and determine the following:

Session Free Practice - 1
Fact The cars below did not use the track at the turns listed below

Infringement Breach of Appendix L Chapter IV Article 2 c) of the FIA International Sporting Code and Article 19.4/19.5 of the Sporting Regulations.

Decision Deletion of the lap times shown in accordance with Article 12.4.1.e of the FIA International Sporting Code.

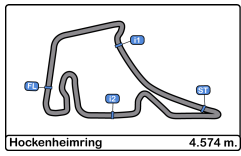
Note

- Certain decisions of the Stewards are subject to appeal (Article 15 of the FIA International Sporting Code).
- These penalties are not subject to appeal Article.12.3.4 of the FIA International Sporting Code and Article 16.5 of the Sporting Regulations.
- According to Article.12.3.3.b of the FIA International Sporting Code these decisions become immediately binding even in case of an appeal.

Ord	Turn	B. Driver	Entrant/Team	Time of Day	Lap Time
79	0	786 Kiki - Osieka	GetSpeed	10:54:09.169	1:44.801
80	0	69 Blanchemain - Lomki	Scuderia Villorba Corse	10:54:11.323	4:44.995
81	0	54 T > ^ /ÄT ^d^!	CBRX by SPS	10:54:25.145	1:55.573
82	0	11 Kirchmayr - Ludwig	racing one	10:54:27.243	1:54.085
83	0	96 Dunner - Bateman	Team Motopark	10:54:27.970	1:50.355
84	0	17 Menchaca - Siebert	Team Motopark	10:54:28.266	1:51.931
85	1	15 Ó^! * d4{ ÄT ^} : ^	Car Collection Motorsport	10:54:29.448	1:55.243
86	0	1 Reicher - Haase	Eastalent Racing	10:54:39.403	1:54.997
87	0	65 Neumann - Rumpfkeil	Team Motopark	10:54:42.029	1:59.808
88	0	777 Jedlinski - Basz	Olimp Racing	10:54:42.936	3:26.692
89	0	42 Wallenwein - Blazek	Leiper Motorsport	10:54:43.870	1:57.349
90	1	6 Pierburg - Walker	GetSpeed	10:54:45.526	2:02.382
91	0	66 Proctor - Proctor	Greystone GT	10:54:46.755	1:58.365
92	0	7 Mardini - van der Helm	Car Collection Motorsport	10:54:52.854	2:02.775
93	0	16 Hahn - Khodair	AF Corse	10:54:55.695	6:35.673
94	0	51 Marinangeli - Abril	Spirit of Race	10:54:57.468	3:32.262
95	0	25 Cozzi - Sernagiotto	AF Corse	10:55:12.965	6:42.578
96	1	75 Salaquarda - Milota	ISR Racing	10:55:23.638	2:19.509
97	0	61 Saada - Grunewald	AF Corse	10:55:27.494	5:07.339
98	0	9 Bartone - Schiller	GetSpeed	10:55:58.461	4:02.326
99	0	12 Hash - Fontana	Car Collection Motorsport	10:56:08.852	2:38.598
100	0	63 Ineichen - Pulcini	Oregon Team	10:56:09.673	2:39.173
101	0	55 De Meeus - Stanley	AF Corse	10:56:10.757	2:38.729
102	0	19 Moretti - Petrov	Oregon Team	10:57:21.881	3:18.604
103	0	786 Kiki - Osieka	GetSpeed	10:57:32.973	3:23.804
104	0	69 Blanchemain - Lomki	Scuderia Villorba Corse	10:57:33.682	3:22.359
105	0	54 T > ^ /ÄT ^d^!	CBRX by SPS	10:57:49.220	3:24.075
106	0	11 Kirchmayr - Ludwig	racing one	10:57:55.657	3:28.414
107	0	8 Giuseppe Cipriani	Il Barone Rampante	10:57:55.858	7:52.093
108	0	96 Dunner - Bateman	Team Motopark	10:57:56.632	3:28.662
109	0	95 Üd4{ • cãÄQã	Team Motopark	10:59:25.520	10:59:25.520
110	1	777 Jedlinski - Basz	Olimp Racing	10:59:47.988	1:41.080
111	1	10 Deledda - Pepper	Oregon Team	11:00:07.170	1:46.737
112	1	25 Cozzi - Sernagiotto	AF Corse	11:00:12.591	1:47.452
113	1	1 Reicher - Haase	Eastalent Racing	11:00:20.256	1:41.071
114	1	9 Bartone - Schiller	GetSpeed	11:00:37.907	1:45.696
115	1	6 Pierburg - Walker	GetSpeed	11:00:52.140	1:42.098
116	1	95 Üd4{ • cãÄQã	Team Motopark	11:01:08.341	1:42.821
117	1	777 Jedlinski - Basz	Olimp Racing	11:01:27.101	1:39.113

The Stewards:





Hockenheimring
International GT Open
Free Practice - 1
Track Limit



The Stewards, having received a report from Race Director, have considered the following matter and determine the following:

Session Free Practice - 1
Fact The cars below did not use the track at the turns listed below

Infringement Breach of Appendix L Chapter IV Article 2 c) of the FIA International Sporting Code and Article 19.4/19.5 of the Sporting Regulations.

Decision Deletion of the lap times shown in accordance with Article 12.4.1.e of the FIA International Sporting Code.

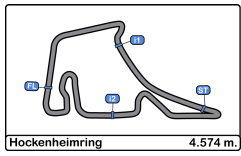
Note

- Certain decisions of the Stewards are subject to appeal (Article 15 of the FIA International Sporting Code).
- These penalties are not subject to appeal Article.12.3.4 of the FIA International Sporting Code and Article 16.5 of the Sporting Regulations.
- According to Article.12.3.3.b of the FIA International Sporting Code these decisions become immediately binding even in case of an appeal.

Ord	Turn	B. Driver	Entrant/Team	Time of Day	Lap Time
118	1	42 Wallenwein - Blazek	Leiper Motorsport	11:01:36.190	1:44.841
119	1	63 Ineichen - Pulcini	Oregon Team	11:01:41.649	1:41.275
120	1	10 Deledda - Pepper	Oregon Team	11:01:49.947	1:42.777
121	1	20 Baumann - Pitamber	SPS Automotive Performance	11:01:51.348	1:41.668
122	1	25 Cozzi - Sernagiotto	AF Corse	11:01:53.528	1:40.937
123	1	15 Ó'Neil - d'Árca	Car Collection Motorsport	11:02:10.752	1:39.971
124	1	51 Marinangeli - Abril	Spirit of Race	11:02:15.178	1:41.309
125	1	9 Bartone - Schiller	GetSpeed	11:02:23.358	1:45.451
126	1	6 Pierburg - Walker	GetSpeed	11:02:34.143	1:42.003
127	1	95 Úd4{ • cãÄÖä	Team Motopark	11:02:50.029	1:41.688
128	1	777 Jedlinski - Basz	Olimp Racing	11:03:06.316	1:39.215
129	1	65 Neumann - Rumpfkeil	Team Motopark	11:03:17.206	1:43.100
130	1	16 Hahn - Khodair	AF Corse	11:03:28.076	1:45.403
131	1	8 Giuseppe Cipriani	Il Barone Rampante	11:03:29.624	1:49.159
132	1	7 Mardini - van der Helm	Car Collection Motorsport	11:03:31.784	1:45.333
133	1	20 Baumann - Pitamber	SPS Automotive Performance	11:03:32.264	1:40.916
134	1	25 Cozzi - Sernagiotto	AF Corse	11:03:42.963	1:49.435
135	1	51 Marinangeli - Abril	Spirit of Race	11:03:58.384	1:43.206
136	1	9 Bartone - Schiller	GetSpeed	11:04:06.800	1:43.442
137	1	6 Pierburg - Walker	GetSpeed	11:04:21.326	1:47.183
138	1	95 Úd4{ • cãÄÖä	Team Motopark	11:04:31.876	1:41.847
139	1	777 Jedlinski - Basz	Olimp Racing	11:04:51.017	1:44.701
140	1	65 Neumann - Rumpfkeil	Team Motopark	11:04:58.745	1:41.539
141	1	16 Hahn - Khodair	AF Corse	11:05:08.571	1:40.495
142	1	8 Giuseppe Cipriani	Il Barone Rampante	11:05:13.969	1:44.345
143	1	20 Baumann - Pitamber	SPS Automotive Performance	11:05:18.900	1:46.636
144	1	7 Mardini - van der Helm	Car Collection Motorsport	11:05:22.015	1:50.231
145	1	75 Salaquarda - Milota	ISR Racing	11:05:25.076	1:44.195
146	1	15 Ó'Neil - d'Árca	Car Collection Motorsport	11:05:30.039	1:39.670
147	1	19 Moretti - Petrov	Oregon Team	11:05:41.077	1:44.351
148	1	27 Pulcini - Cheever	Spirit of Race	11:05:41.905	1:42.941
149	1	61 Saada - Grunewald	AF Corse	11:05:44.795	1:42.788
150	1	69 Blanchemain - Lomki	Scuderia Villorba Corse	11:06:13.325	1:43.202
151	1	95 Úd4{ • cãÄÖä	Team Motopark	11:06:13.785	1:41.909
152	1	96 Dunner - Bateman	Team Motopark	11:06:32.748	1:44.651
153	1	65 Neumann - Rumpfkeil	Team Motopark	11:06:46.260	1:47.515
154	1	63 Ineichen - Pulcini	Oregon Team	11:06:48.209	1:40.320
155	1	16 Hahn - Khodair	AF Corse	11:06:53.860	1:45.289
156	1	8 Giuseppe Cipriani	Il Barone Rampante	11:06:57.449	1:43.480

The Stewards:





Hockenheimring
International GT Open
Free Practice - 1
Track Limit



The Stewards, having received a report from Race Director, have considered the following matter and determine the following:

Session Free Practice - 1
Fact The cars below did not use the track at the turns listed below

Infringement Breach of Appendix L Chapter IV Article 2 c) of the FIA International Sporting Code and Article 19.4/19.5 of the Sporting Regulations.

Decision Deletion of the lap times shown in accordance with Article 12.4.1.e of the FIA International Sporting Code.

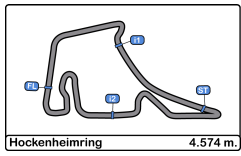
Note

- Certain decisions of the Stewards are subject to appeal (Article 15 of the FIA International Sporting Code).
- These penalties are not subject to appeal Article.12.3.4 of the FIA International Sporting Code and Article 16.5 of the Sporting Regulations.
- According to Article.12.3.3.b of the FIA International Sporting Code these decisions become immediately binding even in case of an appeal.

Ord	Turn	B. Driver	Entrant/Team	Time of Day	Lap Time
157	1	1 Reicher - Haase	Eastalent Racing	11:07:04.004	1:41.377
158	1	9 Bartone - Schiller	GetSpeed	11:07:33.547	1:42.908
159	1	69 Blanchemain - Lomki	Scuderia Villorba Corse	11:07:58.166	1:44.841
160	1	95 Ud4{ • cãÄÖä	Team Motopark	11:07:58.775	1:44.990
161	1	63 Ineichen - Pulcini	Oregon Team	11:08:31.578	1:43.369
162	1	27 Pulcini - Cheever	Spirit of Race	11:09:09.945	1:43.665
163	1	9 Bartone - Schiller	GetSpeed	11:09:16.908	1:43.361
164	1	95 Ud4{ • cãÄÖä	Team Motopark	11:09:44.691	1:45.916
165	0	54 T > ^!^!^! ^!^!	CBRX by SPS	11:10:02.620	1:45.954
166	0	777 Jedlinski - Basz	Olimp Racing	11:10:13.432	5:22.415
167	0	7 Mardini - van der Helm	Car Collection Motorsport	11:10:14.811	1:50.944
168	1	63 Ineichen - Pulcini	Oregon Team	11:10:17.033	1:45.455
169	0	786 Kiki - Osieka	GetSpeed	11:10:23.838	1:48.836
170	0	1 Reicher - Haase	Eastalent Racing	11:10:44.112	1:57.512
171	0	10 Deledda - Pepper	Oregon Team	11:10:49.480	2:01.855
172	0	12 Hash - Fontana	Car Collection Motorsport	11:10:52.107	14:43.255
173	0	11 Kirchmayr - Ludwig	racing one	11:10:54.307	2:03.515
174	0	15 Ó!^*•d4{ ÄT ^} : ^	Car Collection Motorsport	11:11:05.258	3:51.047
175	0	19 Moretti - Petrov	Oregon Team	11:11:23.387	2:15.771
176	0	27 Pulcini - Cheever	Spirit of Race	11:11:24.596	2:14.651
177	1	51 Marinangeli - Abril	Spirit of Race	11:11:41.873	4:18.311
178	0	96 Dunner - Bateman	Team Motopark	11:11:43.885	5:11.137
179	0	9 Bartone - Schiller	GetSpeed	11:11:47.266	2:30.358
180	0	6 Pierburg - Walker	GetSpeed	11:12:03.865	2:34.939
181	0	75 Salaquarda - Milota	ISR Racing	11:12:05.056	2:38.931
182	1	95 Ud4{ • cãÄÖä	Team Motopark	11:12:41.962	2:57.271
183	1	69 Blanchemain - Lomki	Scuderia Villorba Corse	11:12:44.415	3:02.388
184	1	20 Baumann - Pitamber	SPS Automotive Performance	11:12:58.777	3:03.557
185	0	96 Dunner - Bateman	Team Motopark	11:13:56.463	2:12.578
186	0	75 Salaquarda - Milota	ISR Racing	11:16:02.121	1:53.141
187	0	17 Menchaca - Siebert	Team Motopark	11:16:06.065	1:41.215
188	0	95 Ud4{ • cãÄÖä	Team Motopark	11:16:09.557	1:43.203
189	0	27 Pulcini - Cheever	Spirit of Race	11:16:11.153	1:41.851
190	0	66 Proctor - Proctor	Greystone GT	11:16:30.183	1:56.787
191	0	65 Neumann - Rumpfkeil	Team Motopark	11:16:36.145	1:57.005
192	0	20 Baumann - Pitamber	SPS Automotive Performance	11:16:42.668	1:57.629
193	0	54 T > ^!^!^! ^!^!	CBRX by SPS	11:16:48.670	2:00.015
194	0	777 Jedlinski - Basz	Olimp Racing	11:17:08.535	2:11.175
195	0	10 Deledda - Pepper	Oregon Team	11:17:11.978	2:16.516

The Stewards:





Hockenheimring
International GT Open
Free Practice - 1
Track Limit



The Stewards, having received a report from Race Director, have considered the following matter and determine the following:

Session Free Practice - 1
Fact The cars below did not use the track at the turns listed below

Infringement Breach of Appendix L Chapter IV Article 2 c) of the FIA International Sporting Code and Article 19.4/19.5 of the Sporting Regulations.

Decision Deletion of the lap times shown in accordance with Article 12.4.1.e of the FIA International Sporting Code.

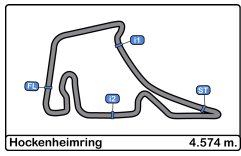
Note

- Certain decisions of the Stewards are subject to appeal (Article 15 of the FIA International Sporting Code).
- These penalties are not subject to appeal Article.12.3.4 of the FIA International Sporting Code and Article 16.5 of the Sporting Regulations.
- According to Article.12.3.3.b of the FIA International Sporting Code these decisions become immediately binding even in case of an appeal.

Ord	Turn	B. Driver	Entrant/Team	Time of Day	Lap Time
196	0	55 De Meeus - Stanley	AF Corse	11:17:26.613	2:17.433
197	0	786 Kiki - Osieka	GetSpeed	11:17:28.869	2:19.267
198	0	16 Hahn - Khodair	AF Corse	11:17:31.295	10:37.435
199	0	9 Bartone - Schiller	GetSpeed	11:17:43.014	3:36.836
200	0	69 Blanchemain - Lomki	Scuderia Villorba Corse	11:17:43.526	2:25.375
201	0	6 Pierburg - Walker	GetSpeed	11:17:45.804	2:25.978
202	0	19 Moretti - Petrov	Oregon Team	11:17:59.547	6:36.160
203	0	25 Cozzi - Sernagiotto	AF Corse	11:18:03.622	2:49.797
204	0	96 Dunner - Bateman	Team Motopark	11:18:40.677	3:00.227
205	0	63 Ineichen - Pulcini	Oregon Team	11:18:41.460	2:57.883
206	0	42 Wallenwein - Blazek	Leiper Motorsport	11:18:51.692	3:05.357
207	0	24 Borodin - Webb	Greystone GT	11:18:58.014	3:08.132
208	1	17 Menchaca - Siebert	Team Motopark	11:20:59.890	1:42.952
209	1	88 Forgione - Rugolo	Spirit of Race	11:21:02.154	1:49.337
210	1	27 Pulcini - Cheever	Spirit of Race	11:21:06.631	1:44.839
211	1	20 Baumann - Pitamber	SPS Automotive Performance	11:21:25.210	1:45.663
212	1	1 Reicher - Haase	Eastalent Racing	11:21:29.821	1:44.855
213	1	6 Pierburg - Walker	GetSpeed	11:21:54.310	1:41.196
214	1	69 Blanchemain - Lomki	Scuderia Villorba Corse	11:21:58.554	1:43.501
215	1	61 Saada - Grunewald	AF Corse	11:22:02.960	1:44.037
216	1	63 Ineichen - Pulcini	Oregon Team	11:22:18.205	1:40.999
217	1	27 Pulcini - Cheever	Spirit of Race	11:22:48.340	1:41.709
218	1	10 Deledda - Pepper	Oregon Team	11:22:58.975	1:41.138
219	1	20 Baumann - Pitamber	SPS Automotive Performance	11:23:06.505	1:41.295
220	1	69 Blanchemain - Lomki	Scuderia Villorba Corse	11:23:40.145	1:41.591
221	1	24 Borodin - Webb	Greystone GT	11:24:07.747	1:41.701
222	1	42 Wallenwein - Blazek	Leiper Motorsport	11:24:08.592	1:43.272
223	1	17 Menchaca - Siebert	Team Motopark	11:24:23.771	1:41.895
224	1	7 Mardini - van der Helm	Car Collection Motorsport	11:24:36.132	1:41.844
225	1	10 Deledda - Pepper	Oregon Team	11:24:40.892	1:41.917
226	1	1 Reicher - Haase	Eastalent Racing	11:24:50.855	1:40.688
227	1	55 De Meeus - Stanley	AF Corse	11:25:15.769	1:43.360
228	1	6 Pierburg - Walker	GetSpeed	11:25:16.119	1:40.970
229	1	69 Blanchemain - Lomki	Scuderia Villorba Corse	11:25:22.268	1:42.123
230	1	8 Giuseppe Cipriani	Il Barone Rampante	11:25:26.347	1:42.110
231	1	61 Saada - Grunewald	AF Corse	11:25:28.167	1:42.416
232	1	75 Salaquarda - Milota	ISR Racing	11:25:35.580	1:48.383
233	1	25 Cozzi - Sernagiotto	AF Corse	11:25:37.058	1:43.314
234	1	63 Ineichen - Pulcini	Oregon Team	11:25:40.951	1:42.068

The Stewards:





Hockenheimring
International GT Open
Free Practice - 1
Track Limit



The Stewards, having received a report from Race Director, have considered the following matter and determine the following:

Session Free Practice - 1
Fact The cars below did not use the track at the turns listed below

Infringement Breach of Appendix L Chapter IV Article 2 c) of the FIA International Sporting Code and Article 19.4/19.5 of the Sporting Regulations.

Decision Deletion of the lap times shown in accordance with Article 12.4.1.e of the FIA International Sporting Code.

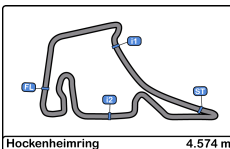
Note

- Certain decisions of the Stewards are subject to appeal (Article 15 of the FIA International Sporting Code).
- These penalties are not subject to appeal Article.12.3.4 of the FIA International Sporting Code and Article 16.5 of the Sporting Regulations.
- According to Article.12.3.3.b of the FIA International Sporting Code these decisions become immediately binding even in case of an appeal.

Ord	Turn	B. Driver	Entrant/Team	Time of Day	Lap Time
235	1	16 Hahn - Khodair	AF Corse	11:25:42.188	1:44.027
236	1	42 Wallenwein - Blazek	Leiper Motorsport	11:25:51.250	1:42.658
237	1	17 Menchaca - Siebert	Team Motopark	11:26:05.232	1:41.461
238	1	9 Bartone - Schiller	GetSpeed	11:26:06.905	1:41.417
239	1	27 Pulcini - Cheever	Spirit of Race	11:26:11.114	1:41.321
240	1	66 Proctor - Proctor	Greystone GT	11:26:36.224	1:43.888
241	1	95 Udell - Chaffin	Team Motopark	11:27:01.986	1:40.385
242	1	69 Blanchemain - Lomki	Scuderia Villorba Corse	11:27:04.014	1:41.746
243	1	8 Giuseppe Cipriani	Il Barone Rampante	11:27:08.098	1:41.751
244	1	75 Salaquarda - Milota	ISR Racing	11:27:26.634	1:51.054
245	1	24 Borodin - Webb	Greystone GT	11:27:27.828	1:40.123
246	1	25 Cozzi - Sernagiotto	AF Corse	11:27:30.645	1:53.587
247	1	42 Wallenwein - Blazek	Leiper Motorsport	11:27:33.113	1:41.863
248	1	17 Menchaca - Siebert	Team Motopark	11:27:46.004	1:40.772
249	1	27 Pulcini - Cheever	Spirit of Race	11:27:52.728	1:41.614
250	1	10 Deledda - Pepper	Oregon Team	11:28:03.615	1:41.161
251	1	777 Jedlinski - Basz	Olimp Racing	11:28:50.190	1:55.483
252	1	6 Pierburg - Walker	GetSpeed	11:28:52.501	1:54.935
253	1	55 De Meeus - Stanley	AF Corse	11:29:12.950	2:12.571
254	1	95 Udell - Chaffin	Team Motopark	11:29:14.198	2:12.212
255	1	69 Blanchemain - Lomki	Scuderia Villorba Corse	11:29:17.225	2:13.211
256	1	8 Giuseppe Cipriani	Il Barone Rampante	11:29:22.781	2:14.683
257	1	61 Saada - Grunewald	AF Corse	11:29:26.098	2:14.453
258	1	42 Wallenwein - Blazek	Leiper Motorsport	11:30:15.838	2:42.725
259	1	17 Menchaca - Siebert	Team Motopark	11:30:31.560	2:45.556
260	1	27 Pulcini - Cheever	Spirit of Race	11:30:39.703	2:46.975

The Stewards:





Hockenheimring
International GT Open
Free Practice - 1
Provisional Results by Category



PROAM																
Cls	B.	Entrant/Team	Nat	Driver 1	Nat	Driver 2	Nat	Vehicle	Cat	Cls	Laps	Best	Time	Gap	Interval	Km/h
1	27	Spirit of Race	CHE	Marco Pulcini	ITA	Eddie Cheever	ITA	Ferrari 296 GT3	PROAM	1	25	4	1:38.716			166.8
2	61	AF Corse	ITA	Jean-Claude Saada	USA	Conrad Grunewald	USA	Ferrari 296 GT3	PROAM	2	19	5	1:39.358	0.642	0.642	165.7
3	75	ISR Racing	CZE	Filip Salaquarda	CZE	Libor Milota	CZE	Audi R8 LMS GT3 Evo II	PROAM	3	26	7	1:39.628	0.912	0.270	165.2
4	66	Greystone GT	GBR	Stewart Proctor	GBR	Lewis Proctor	GBR	McLaren 720S GT3	PROAM	4	29	6	1:39.676	0.960	0.048	165.1
5	11	racing one	DEU	Ernst Kirchmayr	AUT	Luca Ludwig	DEU	Ferrari 296 GT3	PROAM	5	26	5	1:39.864	1.148	0.188	164.8
6	24	Greystone GT	GBR	Andrey Borodin	IND	Oliver Webb	GBR	McLaren 720s GT3 Evo	PROAM	6	24	22	1:39.958	1.242	0.094	164.7
7	54	CBRX by SPS	DEU	Yannick Mettler	CHE	Yannick Mettler	CHE	Mercedes AMG GT3 EVO	PROAM	7	25	13	1:40.169	1.453	0.211	164.3
8	55	AF Corse	ITA	Laurent De Meeus	BEL	Jamie Stanley	GBR	Ferrari 296 GT3	PROAM	8	24	7	1:40.497	1.781	0.328	163.8
9	16	AF Corse	ITA	Marcelo Hahn	BRA	Allam Khodair	BRA	Ferrari 296 GT3	PROAM	9	21	5	1:40.555	1.839	0.058	163.7
10	25	AF Corse	ITA	Alessandro Cozzi	MCO	Giorgio Sernagiotto	ITA	Ferrari 296 GT3	PROAM	10	22	7	1:40.587	1.871	0.032	163.7
11	6	GetSpeed	DEU	Valentin Pierburg	DEU	Aaron Walker	GBR	Mercedes AMG GT3 EVO	PROAM	11	29	6	1:40.639	1.923	0.052	163.6
12	88	Spirit of Race	CHE	Gino Forgione	CHE	Michele Rugolo	ITA	Ferrari 296 GT3	PROAM	12	24	22	1:40.962	2.246	0.323	163.0
13	777	Olimp Racing	POL	Marcin Jedlinski	POL	Karol Basz	POL	Audi R8 LMS GT3 Evo II	PROAM	13	23	22	1:42.258	3.542	1.296	161.0
14	7	Car Collection Motorsport	DEU	Bashar Mardini	CAN	Tijmen van der Helm	NLD	Porsche 911 GT3 R (992)	PROAM	14	27	9	1:42.293	3.577	0.035	160.9
15	69	Scuderia Villorba Corse	ITA	Michael Blanchemain	IND	Vladislav Lomki	IND	Mercedes AMG GT3 EVO	PROAM	15	28	19	1:43.861	5.145	1.568	158.5
16	95	Team Motopark	DEU	Thomas Ikin	GBR	Thomas Ikin	GBR	Mercedes AMG GT3 EVO	PROAM	16	14	9	1:44.392	5.676	0.531	157.7
17	12	Car Collection Motorsport	DEU	Hash	USA	Alex Fontana	CHE	Porsche 911 GT3 R (992)	PROAM	17	17	9	1:45.431	6.715	1.039	156.1

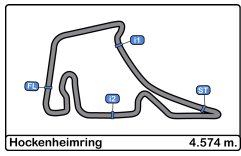
PRO																
Cls	B.	Entrant/Team	Nat	Driver 1	Nat	Driver 2	Nat	Vehicle	Cat	Cls	Laps	Best	Time	Gap	Interval	Km/h
1	15	Car Collection Motorsport	DEU	Nico Menzel	DEU	Nico Menzel	DEU	Porsche 911 GT3 R (992)	PRO	1	17	5	1:39.017			166.2
2	9	GetSpeed	DEU	Fabian Schiller	USA	Fabian Schiller	DEU	Mercedes AMG GT3 EVO	PRO	2	28	3	1:39.236	0.219	0.219	165.9
3	1	Eastalent Racing	AUT	Christopher Haase	AUT	Christopher Haase	DEU	Audi R8 LMS GT3 Evo II	PRO	3	29	6	1:39.500	0.483	0.264	165.4
4	10	Oregon Team	ITA	Jordan Pepper	ITA	Jordan Pepper	ZAF	Lamborghini Huracan GT3 EVO2	PRO	4	24	2	1:39.696	0.679	0.196	165.1
5	96	Team Motopark	DEU	Charles Bateman	AUT	Charles Bateman	GBR	Mercedes AMG GT3 EVO	PRO	5	23	12	1:39.777	0.760	0.081	165.0
6	19	Oregon Team	ITA	Artem Petrov	ISR	Artem Petrov	ISR	Lamborghini Huracan GT3 EVO2	PRO	6	25	3	1:39.991	0.974	0.214	164.6
7	17	Team Motopark	DEU	Marcos Siebert	MEX	Marcos Siebert	ARG	Mercedes AMG GT3 EVO	PRO	7	25	15	1:40.229	1.212	0.238	164.2
8	63	Oregon Team	ITA	Leonardo Pulcini	CHE	Leonardo Pulcini	ITA	Lamborghini Huracan GT3 EVO2	PRO	8	30	4	1:40.264	1.247	0.035	164.2
9	20	SPS Automotive Performance	DEU	Mikael Pitamber	AUT	Mikael Pitamber	ZAF	Mercedes AMG GT3 EVO	PRO	9	23	8	1:40.320	1.303	0.056	164.1
10	51	Spirit of Race	CHE	Vincent Abril	ITA	Vincent Abril	ITA	Ferrari 296 GT3	PRO	10	16	13	1:40.332	1.315	0.012	164.1
11	42	Leiper Motorsport	DEU	Maciej Blazek	POL	Maciej Blazek	POL	Lamborghini Huracan GT3 EVO2	PRO	11	29	4	1:40.970	1.953	0.638	163.0

Published at:.....

Track Temp: 17 °C Air Temp: 17 °C Humidity: 50 % Track Status: DRY

Race Director:	Alessandro Ferrari	Timekeeper:	S. A. Rodríguez
	ACI DGA 392080		JOB-2654-ESP/M



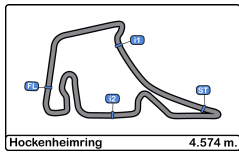


Hockenheimring
International GT Open
Free Practice - 1
Lap Analysis



1							6								
Simon Reicher							Valentin Pierburg								
Audi R8 LMS GT3 Evo II							Mercedes AMG GT3 EVO								
PRO			Christopher Haase		Eastalent Racing		PROAM			Aaron Walker		GetSpeed			
Lap	D	Time	Sector 1	Sector 2	Sector 3	T. Spd	Elapsed	Lap	D	Time	Sector 1	Sector 2	Sector 3	T. Spd	Elapsed
1		10:32:42.843	10:31:19.731	46.602	36.510	07.7	10:32:42.843	1		10:32:15.573	10:30:51.418	49.555	34.600	07.5	10:32:15.573
2		1:39.405	21.283	46.336	31.786	08.0	10:34:22.248	2		1:43.233	21.836	48.668	32.729	07.9	10:33:58.806
3		1:46.769	21.130	45.788	39.851	08.0	10:36:09.017	3		1:41.169	21.715	46.909	32.545	07.9	10:35:39.975
4		1:39.894	21.362	45.675	31.854	08.1	10:37:47.908	4		1:41.694	21.435	47.178	33.068	07.9	10:37:21.656
5		1:44.922	21.572	45.689	37.661	08.0	10:39:32.830	5		1:40.174	21.395	46.404	32.372	07.9	10:39:01.827
6		1:39.500	21.302	46.045	32.153	08.0	10:41:12.330	6		1:40.639	21.514	46.418	32.707	07.9	10:40:42.466
7		1:48.953 P	21.262	47.301	40.390	08.1	10:43:01.283	7		1:40.667	21.769	46.373	32.525	07.9	10:42:23.133
8		4:40.962	3:20.726	47.248	32.988	07.9	10:47:42.245	8		1:41.960	21.500	46.685	33.775	07.9	10:44:05.093
9		1:41.257	21.957	46.739	32.561	07.8	10:49:23.502	9		1:40.770	22.298	46.290	32.191	07.9	10:45:45.872
10		1:40.574	21.605	46.477	32.489	07.9	10:51:04.073	10		1:45.894 P	21.381	46.988	37.522	07.9	10:47:31.763
11		1:40.333	21.581	46.237	32.515	08.0	10:52:44.406	11		3:28.601	2:06.106	48.226	34.269	07.7	10:51:00.364
12		1:54.997 P	22.540	46.318	46.139	07.9	10:54:39.403	12		1:42.780	22.385	47.103	33.292	07.7	10:52:43.144
13		3:59.782	1:45.324	1:40.489	33.969	02.8	10:58:39.185	13		2:02.382 P	23.504	47.929	50.949	07.4	10:54:45.526
14		1:41.074	21.815	46.418	32.838	07.9	11:00:20.256	14		4:24.516	2:35.028	1:16.189	33.299	02.8	10:59:10.042
15		1:40.703	21.820	46.287	32.596	08.0	11:02:00.959	15		1:42.098	22.138	46.727	33.233	07.8	11:00:52.140
16		1:40.477	21.794	46.166	32.517	07.9	11:03:41.436	16		1:42.003	22.141	46.911	32.951	07.8	11:02:34.143
17		1:41.191	22.045	46.307	32.839	07.9	11:05:22.627	17		1:47.183	23.178	47.654	36.351	07.9	11:04:21.326
18		1:41.377	22.344	46.231	32.802	07.9	11:07:04.004	18		1:41.845	22.123	46.884	32.838	07.8	11:06:03.171
19		1:42.596	21.824	46.439	34.333	07.9	11:08:46.600	19		1:43.363	22.046	47.165	34.152	07.9	11:07:46.534
20		1:57.542 P	22.217	46.471	48.824	07.9	11:10:44.112	20		1:42.392	22.149	47.029	33.214	07.8	11:09:28.926
21		3:11.276	1:45.811	52.108	33.357	06.0	11:13:55.388	21		2:34.939 P	22.244	1:12.449	1:00.246	07.8	11:12:03.865
22		1:52.114 P	21.855	46.976	43.283	07.7	11:15:47.502	22		3:15.961	1:54.849	48.254	32.858	07.6	11:15:19.826
23		3:57.464	1:44.969	1:36.332	36.163	02.8	11:19:44.966	23		2:25.978	21.618	1:02.588	1:01.772	07.9	11:17:45.804
24		1:44.855	21.613	46.340	36.902	08.0	11:21:29.821	24		2:27.310	44.834	1:09.696	32.780	03.0	11:20:13.114
25		1:40.346	21.698	46.120	32.528	08.0	11:23:10.167	25		1:41.196	21.652	46.660	32.884	07.9	11:21:54.310
26		1:40.688	21.608	46.167	32.913	08.0	11:24:50.855	26		1:40.839	21.725	46.537	32.577	07.9	11:23:35.149
27		1:40.388	21.504	46.248	32.636	08.0	11:26:31.243	27		1:40.970	21.885	46.440	32.645	07.9	11:25:16.119
28		1:47.169	21.698	46.177	39.294	08.0	11:28:18.412	28		1:41.447	22.087	46.767	32.593	08.0	11:26:57.566
29		3:28.074 P	45.261	1:40.295	1:02.518	02.8	11:31:46.486	29		1:54.935 P	21.455	46.754	46.726	07.9	11:28:52.501





Hockenheimring
International GT Open
Free Practice - 1
Lap Analysis

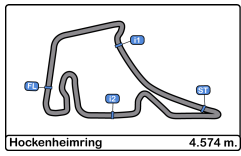


7							9								
Bashar Mardini							Anthony Bartone								
Porsche 911 GT3 R (992)							Mercedes AMG GT3 EVO								
PROAM							PRO								
Tijmen van der Helm							Fabian Schiller								
Car Collection Motorsport							GetSpeed								
Lap	D	Time	Sector 1	Sector 2	Sector 3	T. Spd	Elapsed	Lap	D	Time	Sector 1	Sector 2	Sector 3	T. Spd	Elapsed
1		10:31:41.521 P	10:30:05.903	51.145	44.473	07.5	10:31:41.521	1		10:32:59.177	10:31:34.450	47.385	37.342	07.7	10:32:59.177
2		3:51.234	2:27.385	49.664	34.185	07.4	10:35:32.755	2		1:40.521	21.879	46.425	32.217	07.9	10:34:39.698
3		1:45.444	22.271	48.699	34.474	07.7	10:37:18.199	3		1:39.236	21.407	46.032	31.797	07.9	10:36:18.934
4		1:45.401	22.220	47.334	35.937	07.7	10:39:03.690	4		1:39.789	21.289	46.437	32.063	07.9	10:37:58.723
5		1:42.733	22.110	47.123	33.500	07.8	10:40:46.423	5		1:51.205	21.448	46.799	42.958	07.9	10:39:49.928
6		1:42.949	22.234	47.050	33.665	07.8	10:42:29.372	6		1:39.934	21.445	46.177	32.309	07.9	10:41:29.859
7		1:42.384	22.243	46.768	33.373	07.8	10:44:11.756	7		1:39.513	21.389	46.157	31.967	07.9	10:43:09.372
8		1:43.041	21.996	47.592	33.453	07.8	10:45:54.797	8		1:44.355 P	21.252	46.188	36.915	07.9	10:44:53.727
9		1:42.293	22.049	46.812	33.432	07.8	10:47:37.090	9		3:37.998	2:10.747	46.135	41.116	07.9	10:48:31.725
10		1:50.544 P	22.015	47.287	41.242	07.8	10:49:27.634	10		1:39.815	21.388	46.383	32.044	07.9	10:50:11.540
11		3:22.445	1:59.300	47.811	35.334	07.8	10:52:50.079	11		1:44.595 P	21.202	46.598	36.795	07.9	10:51:56.135
12		2:02.775	22.680	47.769	52.326	07.8	10:54:52.854	12		1:02.326	1:52.422	1:07.878	1:02.026	07.8	10:55:58.461
13		3:19.812	45.197	1:40.655	53.960	02.8	10:58:12.666	13		2:53.750	45.660	1:33.439	34.651	02.8	10:58:52.211
14		1:50.330	23.399	50.090	36.841	06.9	11:00:02.996	14		1:45.696	22.384	48.648	34.664	07.7	11:00:37.907
15		1:43.455	22.313	47.438	33.704	07.8	11:01:46.451	15		1:45.451	22.296	48.973	34.182	07.8	11:02:23.358
16		1:45.333	22.076	47.991	35.266	07.8	11:03:31.784	16		1:43.442	22.281	47.328	33.833	07.9	11:04:06.800
17		1:50.231 P	22.755	47.708	39.768	07.8	11:05:22.015	17		1:43.839	22.521	47.597	33.721	08.0	11:05:50.639
18		3:01.852	1:37.286	47.681	36.885	07.7	11:08:23.867	18		1:42.908	21.849	47.173	33.886	07.9	11:07:33.547
19		1:50.944 P	22.538	47.588	40.818	07.7	11:10:14.811	19		1:43.361	22.369	47.013	33.979	07.9	11:09:16.908
20		3:31.117	1:47.046	1:10.125	33.946	03.0	11:13:45.928	20		2:30.358	22.222	1:06.351	1:01.785	07.9	11:11:47.266
21		1:51.889 P	22.092	47.686	42.111	07.7	11:15:37.817	21		2:18.912 P	45.086	51.108	42.718	06.6	11:14:06.178
22		5:33.716	4:07.305	49.711	36.700	06.9	11:21:11.533	22		3:36.836 P	1:31.103	1:03.510	1:02.223	07.5	11:17:43.014
23		1:42.755	22.182	47.220	33.353	07.7	11:22:54.288	23		3:17.482	1:53.536	48.513	35.433	07.5	11:21:00.496
24		1:41.844	21.800	46.947	33.097	07.8	11:24:36.132	24		1:42.993	22.094	47.262	33.637	07.9	11:22:43.489
25		1:42.545	21.875	46.926	33.744	07.8	11:26:18.677	25		1:41.999	22.034	46.621	33.344	07.9	11:24:25.488
26		1:42.802	21.995	47.158	33.649	07.8	11:28:01.479	26		1:41.417	21.858	46.519	33.040	07.9	11:26:06.905
27		3:22.654 P	38.833	1:40.840	1:02.981	02.8	11:31:24.133	27		1:42.055	21.874	46.643	33.538	07.9	11:27:48.960
28		2:44.467 P						28		2:44.467 P	22.516	1:20.119	1:01.832	05.9	11:30:33.427

8							Il Barone Rampante								
AM															
Lap	D	Time	Sector 1	Sector 2	Sector 3	T. Spd	Elapsed	Lap	D	Time	Sector 1	Sector 2	Sector 3	T. Spd	Elapsed

1		10:32:10.460	10:30:39.704	53.785	36.971	06.5	10:32:10.460								
2		1:52.464	25.098	52.022	35.344	07.6	10:34:02.924								
3		1:50.317	23.140	51.346	35.831	07.7	10:35:53.241								
4		1:55.672 P	22.851	49.837	42.984	07.8	10:37:48.913								
5		6:44.638	5:17.598	51.388	35.652	07.0	10:44:33.551								
6		1:48.025	23.880	48.638	35.507	07.8	10:46:21.576								
7		1:46.388	23.387	48.305	34.696	07.8	10:48:07.964								
8		1:55.801 P	23.089	49.383	43.329	07.7	10:50:03.765								
9		7:52.093	5:10.418	1:39.933	1:01.742	02.9	10:57:55.858								
10		1:53.700	29.124	48.845	35.731	07.7	10:59:49.558								
11		1:50.907	25.500	49.555	35.852	07.7	11:01:40.465								
12		1:49.159	23.209	49.221	36.729	07.4	11:03:29.624								
13		1:44.345	22.786	47.310	34.249	07.8	11:05:13.969								
14		1:43.480	22.803	47.138	33.539	07.8	11:06:57.449								
15		1:55.277 P	22.389	47.063	45.825	07.8	11:08:52.726								
16		6:41.906 P	5:11.727	47.576	42.603	07.7	11:15:34.632								
17		6:26.799	5:04.318	47.624	34.857	07.7	11:22:01.431								
18		1:42.806	22.249	47.302	33.255	07.8	11:23:44.237								
19		1:42.110	22.094	47.047	32.969	07.8	11:25:26.347								
20		1:41.751	21.974	46.905	32.872	07.8	11:27:08.098								
21		2:44.683 P	21.881	50.762	1:02.040	07.8	11:29:22.781								





Hockenheimring
International GT Open
Free Practice - 1
Lap Analysis



10 Alessio Deledda Lamborghini Huracan GT3 EVO2 **12** Hash Porsche 911 GT3 R (992)

PRO Jordan Pepper Oregon Team PROAM Alex Fontana Car Collection Motorsport

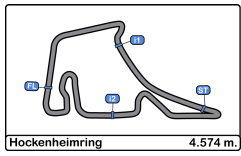
Lap	D	Time	Sector 1	Sector 2	Sector 3	T. Spd	Elapsed	Lap	D	Time	Sector 1	Sector 2	Sector 3	T. Spd	Elapsed
1		10:32:33.198	10:31:04.064	56.459	32.675	04.6	10:32:33.198	1		10:34:03.623	10:32:36.593	52.212	34.818	07.6	10:34:03.623
2		1:39.696	21.423	46.161	32.112	07.9	10:34:12.894	2		1:48.119	22.873	49.990	35.256	07.8	10:35:51.742
3		1:47.389	21.407	46.470	39.512	08.0	10:36:00.283	3		1:46.051	23.276	48.612	34.163	07.7	10:37:37.793
4		1:44.649	21.159	45.890	37.600	08.0	10:37:44.932	4		1:45.453	22.646	48.431	34.376	07.8	10:39:23.246
5		1:39.004	21.229	45.678	32.187	07.9	10:39:24.026	5		1:46.507	22.982	48.756	34.769	07.9	10:41:09.753
6		1:46.559 P	21.666	46.149	38.744	08.0	10:41:10.585	6		1:46.502	22.749	48.516	35.237	07.9	10:42:56.255
7		7:26.774	6:08.263	46.194	32.317	07.9	10:48:37.359	7		1:47.281	22.684	49.661	34.936	07.8	10:44:43.536
8		1:39.678	21.380	46.132	32.166	07.9	10:50:17.037	8		1:45.875	22.726	48.600	34.549	07.8	10:46:29.411
9		1:47.155 P	21.533	48.123	37.499	07.7	10:52:04.192	9		1:45.431	22.776	48.092	34.563	07.9	10:48:14.842
10		6:16.241	3:47.168	1:38.608	50.465	02.9	10:58:20.433	10		1:45.476	22.623	48.355	34.498	07.8	10:50:00.318
11		1:46.737	21.734	46.290	38.713	07.9	11:00:07.170	11		1:44.839	22.655	47.923	34.261	07.8	10:51:45.157
12		1:42.777	21.646	46.127	35.004	08.0	11:01:49.947	12		1:45.097	22.956	47.749	34.392	07.8	10:53:30.254
13		1:45.079 P	21.673	46.046	37.360	07.9	11:03:35.026	13		2:38.598 P	22.850	1:11.566	1:04.182	07.9	10:56:08.852
14		3:26.591	2:03.475	48.452	34.664	07.7	11:07:01.617	14		1:43.255	13:01.284	49.681	52.290	07.2	11:10:52.107
15		1:46.008	22.586	47.593	35.829	07.8	11:08:47.625	15		2:41.345	45.749	1:20.825	34.771	02.8	11:13:33.452
16		2:01.855 P	22.458	47.145	52.252	07.8	11:10:49.480	16		2:13.017 P	24.895	57.322	50.800	07.5	11:15:46.469
17		4:05.982	2:45.400	46.979	33.603	07.8	11:14:55.462	17		6:22.052 P	4:31.864	1:02.286	47.902	06.4	11:22:08.521
18		2:16.516 P	21.838	46.716	1:07.962	07.9	11:17:11.978	15 Ö • ca. Ö • * • d4{ Porsche 911 GT3 R (992)							
19		4:05.859	2:45.877	46.585	33.397	07.9	11:21:17.837	PRO Nico Menzel Car Collection Motorsport							
20		1:41.138	21.786	46.223	33.129	07.9	11:22:58.975	Lap	D	Time	Sector 1	Sector 2	Sector 3	T. Spd	Elapsed
21		1:41.947	22.061	46.337	33.519	07.9	11:24:40.892	1		10:32:12.064	10:30:51.622	47.264	33.178	07.8	10:32:12.064
22		1:41.562	21.907	46.439	33.216	07.9	11:26:22.454	2		1:46.060 P	22.294	46.172	37.594	07.9	10:33:58.124
23		1:41.164	21.627	46.569	32.965	08.0	11:28:03.615	3		3:22.490	2:00.254	46.402	35.834	07.9	10:37:20.614
24		3:33.781 P	41.296	1:49.280	1:03.205	02.5	11:31:37.396	4		1:40.106	21.391	46.302	32.413	07.7	10:39:00.720

11 Ernst Kirchmayr Ferrari 296 GT3

PROAM Luca Ludwig racing one

Lap	D	Time	Sector 1	Sector 2	Sector 3	T. Spd	Elapsed
1		10:32:25.854	10:31:05.974	46.555	33.325	07.8	10:32:25.854
2		1:40.015	21.495	45.864	32.656	08.0	10:34:05.869
3		2:02.389	22.388	52.493	47.508	08.0	10:36:08.258
4		1:45.158	21.708	46.787	36.663	07.9	10:37:53.416
5		1:39.864	21.434	46.167	32.263	08.0	10:39:33.280
6		1:47.079 P	21.372	45.936	39.771	08.0	10:41:20.359
7		4:18.833	2:51.990	51.398	35.445	07.6	10:45:39.192
8		1:44.478	22.405	47.178	34.895	07.9	10:47:23.670
9		1:42.232	22.082	46.852	33.298	07.9	10:49:05.902
10		1:41.804	22.034	46.721	33.049	07.9	10:50:47.706
11		1:45.452	22.085	48.084	35.283	07.9	10:52:33.158
12		1:54.085	24.180	48.757	41.148	07.1	10:54:27.243
13		3:28.414 P	44.839	1:40.182	1:03.393	02.9	10:57:55.657
14		2:05.627 P	39.196	47.639	38.792	07.7	11:00:01.284
15		3:35.748	2:13.316	48.894	33.538	07.3	11:03:37.032
16		1:44.978	23.919	47.269	33.790	07.9	11:05:22.010
17		1:43.785	22.622	47.736	33.427	07.5	11:07:05.795
18		1:44.997	22.458	46.815	35.724	07.9	11:08:50.792
19		2:03.515	22.544	47.039	53.932	07.8	11:10:54.307
20		2:53.096 P	45.939	1:25.534	41.623	02.9	11:13:47.403
21		7:22.304	5:58.844	46.290	37.170	07.9	11:21:09.707
22		1:40.326	21.599	46.278	32.449	07.9	11:22:50.033
23		1:40.149	21.500	46.152	32.497	07.9	11:24:30.182
24		1:46.948	21.839	49.802	35.307	08.0	11:26:17.130
25		1:40.190	21.436	46.270	32.484	07.9	11:27:57.320
26		3:08.990 P	29.364	1:38.195	1:01.431	02.9	11:31:06.310





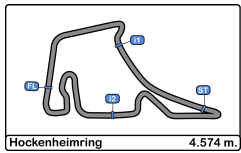
Hockenheimring
International GT Open
Free Practice - 1
Lap Analysis



16							19								
Marcelo Hahn							Ferrari 296 GT3								
PROAM							PRO								
Allam Khodair							Artem Petrov								
AF Corse							Oregon Team								
Lap	D	Time	Sector 1	Sector 2	Sector 3	T. Spd	Elapsed	Lap	D	Time	Sector 1	Sector 2	Sector 3	T. Spd	Elapsed
1		10:35:48.874	10:34:18.782	53.545	36.547	07.2	10:35:48.874	1		10:33:17.545	10:31:56.590	47.521	33.434	07.6	10:33:17.545
2		1:58.576	25.139	52.387	41.050	07.6	10:37:47.450	2		1:41.532	21.952	46.659	32.921	07.8	10:34:59.077
3		1:55.861	24.565	53.581	37.715	07.1	10:39:43.311	3		1:39.991	21.459	45.952	32.580	07.9	10:36:39.068
4		1:47.766	21.998	50.669	35.099	07.7	10:41:31.077	4		1:39.854	21.362	46.023	32.469	08.0	10:38:18.922
5		1:40.555	21.648	46.364	32.543	07.8	10:43:11.632	5		1:40.166	21.418	46.137	32.611	08.0	10:39:59.088
6		1:40.044	21.344	46.351	32.316	07.9	10:44:51.643	6		1:41.193	21.614	46.679	32.890	08.0	10:41:40.271
7		1:39.460	21.170	46.307	31.983	07.8	10:46:31.103	7		1:40.564	21.584	46.107	32.873	08.0	10:43:20.835
8		1:48.919 P	21.456	47.984	39.479	07.9	10:48:20.022	8		1:46.394 P	22.235	46.303	37.853	07.9	10:45:07.226
9		6:35.673	4:53.951	47.016	54.706	07.9	10:54:55.695	9		5:33.651	4:14.541	46.473	32.637	07.9	10:50:40.877
10		3:18.898	45.712	1:39.836	53.350	02.9	10:58:14.593	10		1:41.376	21.770	46.288	33.318	08.0	10:52:22.253
11		1:46.890	22.183	47.738	36.969	07.7	11:00:01.483	11		1:41.024	21.589	46.846	32.589	08.0	10:54:03.277
12		1:41.190	21.606	46.555	33.029	07.8	11:01:42.673	12		3:18.604 P	38.291	1:38.903	1:01.410	02.9	10:57:21.881
13		1:45.403	21.741	46.387	37.275	07.9	11:03:28.076	13		3:05.488	1:43.829	47.942	33.717	07.8	11:00:27.369
14		1:40.405	21.494	46.432	32.569	07.9	11:05:08.571	14		1:45.125	22.941	47.047	35.137	07.9	11:02:12.494
15		1:45.289 P	21.523	46.517	37.249	07.9	11:06:53.860	15		1:44.232	22.434	48.360	33.438	07.9	11:03:56.726
16		10:37.435 P	8:43.822	54.611	59.002	07.6	11:17:31.295	16		1:44.354	22.720	48.316	33.315	07.9	11:05:41.077
17		4:42.985	3:20.603	48.166	34.216	07.5	11:22:14.280	17		1:43.006	22.242	46.635	34.129	07.9	11:07:24.083
18		1:43.881	22.677	47.705	33.499	07.7	11:23:58.161	18		1:43.533	22.506	47.299	33.728	07.9	11:09:07.616
19		1:44.027	21.840	47.530	34.657	07.7	11:25:42.188	19		2:15.774 P	22.268	53.666	59.837	07.9	11:11:23.387
20		1:43.301	22.204	47.103	33.994	07.8	11:27:25.489	20		6:36.160	4:23.625	1:10.644	1:01.891	07.4	11:17:59.547
21		2:37.732 P	22.070	1:11.089	1:04.573	07.8	11:30:03.221	21		2:21.051	44.532	1:03.096	33.423	03.7	11:20:20.598

17							20								
Diego Menchaca							Mercedes AMG GT3 EVO								
PRO							PRO								
Marcos Siebert							Mikael Pitamber								
Team Motopark							SPS Automotive Performance								
Lap	D	Time	Sector 1	Sector 2	Sector 3	T. Spd	Elapsed	Lap	D	Time	Sector 1	Sector 2	Sector 3	T. Spd	Elapsed
1		10:31:07.811	10:29:31.760	57.486	38.565	06.3	10:31:07.811	1		10:32:10.850	10:30:36.302	58.975	35.573	05.3	10:32:10.850
2		1:52.013	28.287	49.311	34.415	07.6	10:32:59.824	2		1:45.167	23.879	47.842	33.446	07.8	10:33:56.017
3		1:42.375	22.752	47.032	32.591	07.8	10:34:42.199	3		1:41.139	22.122	46.761	32.256	07.8	10:35:37.156
4		1:40.856	21.498	46.704	32.654	07.9	10:36:23.055	4		1:52.607 P	23.095	49.494	40.018	07.6	10:37:29.763
5		1:39.492	21.500	45.927	32.065	07.9	10:38:02.547	5		6:31.944	5:11.966	47.521	32.457	07.8	10:44:01.707
6		1:39.775	21.317	46.130	32.328	07.9	10:39:42.322	6		1:40.342	21.560	46.457	32.325	07.9	10:45:42.049
7		1:50.133 P	21.754	51.103	37.276	07.6	10:41:32.455	7		1:40.781	21.524	46.397	32.860	07.9	10:47:22.830
8		9:22.605	7:58.339	51.251	33.015	06.5	10:50:55.060	8		1:40.320	21.570	46.346	32.404	07.9	10:49:03.150
9		1:41.275	21.608	46.364	33.303	07.9	10:52:36.335	9		1:44.742 P	21.588	46.355	36.799	07.8	10:50:47.892
10		1:51.934 P	21.850	46.740	43.341	07.7	10:54:28.266	10		9:21.788	7:54.994	46.871	39.923	07.8	11:00:09.680
11		4:15.192	1:45.789	1:50.803	38.600	02.7	10:58:43.458	11		1:41.668	21.683	46.834	33.151	07.8	11:01:51.348
12		1:40.245	21.563	46.257	32.425	07.9	11:00:23.703	12		1:40.946	21.701	46.595	32.620	07.9	11:03:32.264
13		1:43.582	21.614	47.376	34.592	07.9	11:02:07.285	13		1:46.636 P	21.904	46.673	38.059	07.9	11:05:18.900
14		1:40.255	21.539	46.289	32.427	07.9	11:03:47.540	14		4:36.320	3:14.748	47.278	34.294	07.8	11:09:55.220
15		1:40.229	21.364	46.413	32.452	07.9	11:05:27.769	15		3:03.557	33.724	1:46.038	43.795	02.4	11:12:58.777
16		1:48.264 P	21.533	49.273	37.458	07.6	11:07:16.033	16		1:46.262	22.204	47.024	37.034	07.9	11:14:45.039
17		7:08.817	5:48.940	46.825	33.052	07.8	11:14:24.850	17		1:57.629	21.986	46.987	48.656	07.8	11:16:42.668
18		1:41.245	21.700	46.644	32.871	07.9	11:16:06.065	18		2:56.879	44.368	1:37.592	34.919	02.9	11:19:39.547
19		3:10.873	38.728	1:40.164	51.981	02.8	11:19:16.938	19		1:45.663	22.108	47.192	36.363	07.9	11:21:25.210
20		1:42.952	21.997	47.192	33.763	07.8	11:20:59.890	20		1:41.295	21.997	46.525	32.773	07.9	11:23:06.505
21		1:41.986	21.766	47.092	33.128	07.9	11:22:41.876	21		1:42.639	22.405	46.751	33.483	07.8	11:24:49.144
22		1:41.895	22.118	46.761	33.016	07.8	11:24:23.771	22		1:41.680	22.115	46.741	32.824	07.8	11:26:30.824
23		1:41.464	21.717	46.845	32.899	07.9	11:26:05.232	23		1:48.512 P	22.455	46.900	39.157	07.9	11:28:19.336
24		1:40.772	21.512	46.496	32.764	07.9	11:27:46.004								
25		2:45.556 P	22.411	1:21.404	1:01.741	05.3	11:30:31.560								





Hockenheimring
International GT Open
Free Practice - 1
Lap Analysis



24

Andrey Borodin

McLaren 720s GT3 Evo

27

Marco Pulcini

Ferrari 296 GT3

PROAM

Oliver Webb

Greystone GT

PROAM

Eddie Cheever

Spirit of Race

Lap	D	Time	Sector 1	Sector 2	Sector 3	T. Spd	Elapsed	Lap	D	Time	Sector 1	Sector 2	Sector 3	T. Spd	Elapsed
1		10:32:28.658	10:30:55.150	54.574	38.934	07.0	10:32:28.658	1		10:31:48.778	10:30:27.544	47.365	33.869	07.7	10:31:48.778
2		1:48.442	23.721	50.436	34.285	07.7	10:34:17.100	2		1:40.266	21.885	46.214	32.167	07.8	10:33:29.044
3		1:47.504	22.559	48.976	35.969	07.8	10:36:04.604	3		1:39.079	21.231	46.147	31.701	08.0	10:35:08.123
4		1:42.615	22.333	47.074	33.208	07.9	10:37:47.219	4		1:38.716	21.053	45.921	31.742	07.9	10:36:46.839
5		2:02.044 P	24.234	53.856	43.954	07.0	10:39:49.263	5		1:44.274 P	21.239	46.804	36.231	07.9	10:38:31.113
6		6:51.194	5:31.341	46.916	32.937	07.9	10:46:40.457	6		5:34.585 P	4:06.779	47.492	40.314	07.8	10:44:05.698
7		1:42.925	21.851	46.896	33.278	07.9	10:48:22.482	7		2:14.588	54.078	46.974	33.536	07.8	10:46:20.286
8		1:41.167	21.813	46.743	32.611	07.9	10:50:03.649	8		1:41.662	21.645	46.974	33.043	07.8	10:48:01.948
9		1:49.418 P	22.403	47.209	39.806	07.9	10:51:53.067	9		1:42.467	21.663	47.300	33.504	07.8	10:49:44.415
10		7:19.357	5:35.019	1:11.430	32.908	02.9	10:59:12.424	10		1:41.999	22.289	46.975	32.735	07.7	10:51:26.414
11		1:40.942	21.904	46.603	32.435	07.9	11:00:53.366	11		1:40.488 P	21.939	47.704	39.845	07.8	10:53:15.902
12		1:41.243	21.928	46.730	32.585	07.9	11:02:34.609	12		10:43.062	9:18.375	49.111	35.576	07.7	11:03:58.964
13		1:48.475 P	22.338	47.502	38.635	07.9	11:04:23.084	13		1:42.944	22.004	47.553	33.384	07.8	11:05:41.905
14		3:28.103	2:02.884	47.860	37.359	07.9	11:07:51.187	14		1:44.375	22.047	46.988	35.340	07.7	11:07:26.280
15		1:44.902	21.790	46.275	36.837	07.9	11:09:36.089	15		1:43.665	21.863	46.709	35.093	07.8	11:09:09.945
16		2:58.426 P	21.773	1:18.218	1:18.435	06.5	11:12:34.515	16		2:14.654 P	21.735	53.005	59.911	07.9	11:11:24.596
17		3:15.367	1:53.249	47.222	34.896	07.8	11:15:49.882	17		3:04.706	1:43.761	47.530	33.415	07.6	11:14:29.302
18		3:08.432	22.512	1:39.328	1:06.292	02.9	11:18:58.014	18		1:41.854	21.785	46.819	33.247	07.9	11:16:11.153
19		1:47.911	27.182	48.193	32.536	07.3	11:20:45.925	19		3:10.639	42.709	1:39.106	48.824	02.9	11:19:21.792
20		1:40.121	21.615	46.191	32.315	07.9	11:22:26.046	20		1:44.839	22.860	47.183	34.796	07.6	11:21:06.631
21		1:41.704	21.684	46.308	33.709	08.0	11:24:07.747	21		1:41.709	21.885	46.969	32.855	07.8	11:22:48.340
22		1:39.958	21.515	46.294	32.149	07.9	11:25:47.705	22		1:41.453	21.727	46.736	32.990	07.8	11:24:29.793
23		1:40.423	21.467	46.312	32.344	07.9	11:27:27.828	23		1:41.324	21.821	46.758	32.742	07.9	11:26:11.114
24		2:42.061 P	21.974	1:14.171	1:05.916	07.8	11:30:09.889	24		1:41.644	21.751	46.913	32.950	07.8	11:27:52.728

25

Alessandro Cozzi

Ferrari 296 GT3

25

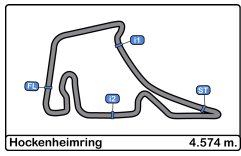
PROAM

Giorgio Sernagiotto

AF Corse

Lap	D	Time	Sector 1	Sector 2	Sector 3	T. Spd	Elapsed
1		10:32:02.977	10:30:29.569	54.685	38.723	06.6	10:32:02.977
2		1:52.937	25.203	51.017	36.717	07.3	10:33:55.914
3		1:48.037	23.942	49.342	34.753	07.9	10:35:43.951
4		1:53.860 P	22.616	48.126	43.118	07.9	10:37:37.811
5		3:58.347	2:35.013	49.682	33.652	07.6	10:41:36.158
6		1:41.426	21.907	46.563	32.656	07.9	10:43:17.284
7		1:40.587	21.527	46.592	32.468	07.9	10:44:57.871
8		1:41.745	21.674	46.610	33.431	07.9	10:46:39.586
9		1:50.804 P	21.908	46.940	41.953	07.9	10:48:30.387
10		6:42.578	4:48.619	52.996	1:00.963	07.8	10:55:12.965
11		3:12.174	45.788	1:39.923	46.463	02.9	10:58:25.139
12		1:47.452	22.297	48.224	36.931	07.1	11:00:12.591
13		1:40.937	21.680	46.821	32.436	07.9	11:01:53.528
14		1:49.435 P	21.713	47.074	40.648	07.9	11:03:42.963
15		9:45.709	7:31.118	1:37.430	37.161	02.9	11:13:28.672
16		1:45.153	22.696	48.144	34.313	07.8	11:15:13.825
17		2:49.797	35.802	1:13.196	1:00.799	06.6	11:18:03.622
18		2:22.382	44.870	1:02.680	34.832	04.0	11:20:26.004
19		1:43.854	22.270	47.700	33.884	07.7	11:22:09.858
20		1:43.886	22.224	47.821	33.841	07.8	11:23:53.744
21		1:43.344	22.185	47.253	33.876	07.8	11:25:37.058
22		1:53.587 P	22.204	47.360	44.023	07.8	11:27:30.645





Hockenheimring
International GT Open
Free Practice - 1
Lap Analysis



42

Mark Wallenwein

Lamborghini Huracan GT3 EVO2

54

Österreich

Mercedes AMG GT3 EVO

PRO Maciej Blazek Leiper Motorsport PROAM Yannick Mettler CBRX by SPS

Lap D	Time	Sector 1	Sector 2	Sector 3	T. Spd	Elapsed	Lap D	Time	Sector 1	Sector 2	Sector 3	T. Spd	Elapsed	
1	10:31:45.039	10:30:20.685	49.184	35.170	07.3	10:31:45.039	1	10:33:19.766	10:31:41.985	59.530	38.251	06.2	10:33:19.766	
2	1:42.719	22.712	47.085	32.922	07.7	10:33:27.758	2	1:51.456	23.479	52.955	35.022	06.8	10:35:11.222	
3	1:41.941	21.904	47.340	32.697	07.8	10:35:09.699	3	1:42.994	22.433	47.941	32.617	07.8	10:36:54.213	
4	1:40.970	21.781	46.640	32.549	07.8	10:36:50.669	4	2:07.173 P	22.139	55.590	49.444	06.7	10:39:01.386	
5	1:41.114	21.585	46.579	32.950	07.8	10:38:31.783	5	2:17.615 P	37.840	56.265	43.510	07.2	10:41:19.001	
6	1:41.661	21.688	47.181	32.792	07.8	10:40:13.444	6	7:49.322	6:30.679	46.374	32.269	07.8	10:49:08.323	
7	1:41.087	21.642	46.607	32.838	07.8	10:41:54.531	7	1:40.296	21.640	46.258	32.398	07.9	10:50:48.619	
8	1:42.789	22.709	47.042	33.038	07.7	10:43:37.320	8	1:40.953	21.766	46.229	32.958	07.8	10:52:29.572	
9	1:42.007	21.814	47.052	33.141	07.7	10:45:19.327	9	1:55.573	21.956	46.372	47.245	07.9	10:54:25.145	
10	1:47.917 P	22.221	47.158	38.538	07.7	10:47:07.244	10	3:24.075	44.238	1:38.887	1:00.950	02.9	10:57:49.220	
11	3:55.055	2:33.049	47.365	34.641	07.7	10:51:02.299	11	1:51.296	31.532	47.103	32.661	07.7	10:59:40.516	
12	1:44.222	22.884	47.798	33.540	07.6	10:52:46.521	12	1:40.506	21.648	46.529	32.329	07.8	11:01:21.022	
13	1:57.349	22.083	48.096	47.170	07.8	10:54:43.870	13	1:40.169	21.507	46.411	32.251	07.8	11:03:01.191	
14	3:24.781	45.224	1:41.104	58.453	02.8	10:58:08.651	14	1:45.503 P	21.649	46.277	37.577	07.9	11:04:46.694	
15	1:42.698	22.341	47.067	33.290	07.7	10:59:51.349	15	3:29.972	2:05.740	47.452	36.780	07.7	11:08:16.666	
16	1:44.844	22.371	47.418	35.052	07.8	11:01:36.190	16	1:45.954	22.751	47.677	35.526	07.8	11:10:02.620	
17	1:42.379	21.982	46.739	33.658	07.8	11:03:18.569	17	3:01.216	36.394	1:39.778	45.044	02.9	11:13:03.836	
18	1:41.485	22.073	46.798	32.614	07.8	11:05:00.054	18	1:44.819	22.774	47.645	34.400	07.7	11:14:48.655	
19	1:41.493	21.814	46.867	32.812	07.8	11:06:41.547	19	2:00.045	22.138	47.277	50.600	07.8	11:16:48.670	
20	1:49.618 P	21.825	47.037	40.756	07.8	11:08:31.165	20	2:57.859	44.596	1:37.547	35.716	02.8	11:19:46.529	
21	5:32.079	3:47.202	1:09.216	35.661	03.3	11:14:03.244	21	1:44.773	22.563	47.277	34.933	07.8	11:21:31.302	
22	1:43.091	22.129	47.547	33.415	07.8	11:15:46.335	22	1:45.950	23.886	47.740	34.324	07.8	11:23:17.252	
23	3:05.357	24.243	1:39.464	1:01.650	02.9	11:18:51.692	23	1:44.216	22.414	47.260	34.542	07.8	11:25:01.468	
24	1:51.328	30.741	47.388	33.199	07.7	11:20:43.020	24	1:45.839	22.436	48.460	34.943	07.8	11:26:47.307	
25	1:42.300	22.219	47.127	32.954	07.8	11:22:25.320	25	1:56.426 P	22.591	47.363	46.472	07.8	11:28:43.733	
26	1:43.272	21.985	47.620	33.667	07.8	11:24:08.592	55						Laurent De Meeus	Ferrari 296 GT3
27	1:42.658	22.288	47.085	33.285	07.8	11:25:51.250	PROAM						Jamie Stanley	AF Corse
28	1:41.863	21.941	47.022	32.900	07.8	11:27:33.113	Lap D Time Sector 1 Sector 2 Sector 3 T. Spd Elapsed							
29	2:42.725 P	22.144	1:18.077	1:02.504	05.0	11:30:15.838	1	10:32:10.489 P	10:30:31.647	55.624	43.218	06.5	10:32:10.489	

51

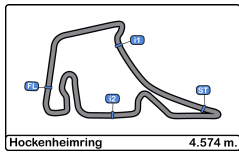
Nicola Marinangeli

Ferrari 296 GT3

PRO Vincent Abril Spirit of Race

Lap D	Time	Sector 1	Sector 2	Sector 3	T. Spd	Elapsed	Lap D	Time	Sector 1	Sector 2	Sector 3	T. Spd	Elapsed
1	10:31:47.570 P	10:30:05.297	57.908	44.365	06.5	10:31:47.570	5	1:41.442	22.178	46.569	32.695	07.8	10:41:32.957
2	8:06.517	6:34.122	54.367	38.028	06.5	10:39:54.087	6	1:42.063	21.648	46.955	33.460	07.8	10:43:15.020
3	1:59.948 P	23.983	52.873	43.092	07.2	10:41:54.035	7	1:40.497	21.712	46.484	32.301	07.8	10:44:55.517
4	4:03.522	2:38.188	50.311	35.023	07.7	10:45:57.557	8	1:51.754 P	22.237	52.095	37.422	07.9	10:46:47.271
5	1:49.932	23.220	50.131	36.581	07.7	10:47:47.489	9	5:03.855	3:42.289	47.082	34.484	07.8	10:51:51.126
6	1:41.574	22.232	46.820	32.522	07.8	10:49:29.063	10	1:40.902	21.878	46.531	32.493	07.9	10:53:32.028
7	1:56.143 P	21.568	49.869	44.706	07.8	10:51:25.206	11	2:38.729 P	22.243	1:11.876	1:04.610	07.9	10:56:10.757
8	3:32.262 P	1:41.062	54.326	56.874	07.0	10:54:57.468	12	4:28.974	3:01.927	50.373	36.674	07.1	11:00:39.731
9	3:53.620	1:41.005	1:33.992	38.623	02.9	10:58:51.088	13	1:44.813	23.002	47.755	34.056	07.7	11:02:24.544
10	1:42.781	21.878	46.861	34.042	07.7	11:00:33.869	14	1:43.764	22.846	47.264	33.654	07.7	11:04:08.308
11	1:41.309	21.583	47.218	32.508	07.6	11:02:15.178	15	1:46.811	22.310	50.414	34.087	07.9	11:05:55.119
12	1:43.206	21.757	47.005	34.444	07.8	11:03:58.384	16	1:55.152 P	22.361	47.252	45.539	07.8	11:07:50.271
13	1:40.332	21.651	46.509	32.172	07.9	11:05:38.716	17	7:18.909	5:55.598	48.940	34.371	07.6	11:15:09.180
14	1:44.846 P	21.651	46.590	36.605	07.8	11:07:23.562	18	2:47.433	22.532	54.403	1:00.498	07.8	11:17:26.613
15	1:48.311	2:11.204	1:04.843	1:02.264	07.7	11:11:41.873	19	2:38.575	44.233	1:20.164	34.178	02.9	11:20:05.188
16	2:20.397 P	44.244	56.451	39.702	05.1	11:14:02.270	20	1:43.831	22.167	47.912	33.752	07.8	11:21:49.019
							21	1:43.390	22.210	47.131	34.049	07.8	11:23:32.409
							22	1:43.360	22.260	47.173	33.927	07.8	11:25:15.769
							23	1:44.610	22.191	48.486	33.933	07.9	11:27:00.379
							24	2:42.574 P	22.297	48.583	1:01.691	07.8	11:29:12.950





Hockenheimring
International GT Open
Free Practice - 1
Lap Analysis



61 Jean-Claude Saada Ferrari 296 GT3 **65** Heiko Neumann Mercedes AMG GT3 EVO

PROAM Conrad Grunewald AF Corse AM Timo Rumpfkeil Team Motopark

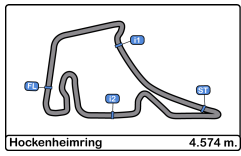
Lap	D	Time	Sector 1	Sector 2	Sector 3	T. Spd	Elapsed	Lap	D	Time	Sector 1	Sector 2	Sector 3	T. Spd	Elapsed
1		10:35:59.346 P	10:34:30.422	47.411	41.513	07.8	10:35:59.346	1		10:31:45.169	10:30:08.897	57.685	38.587	07.0	10:31:45.169
2		4:15.693	2:56.795	46.491	32.407	07.9	10:40:15.039	2		1:57.731	27.097	54.094	36.540	07.2	10:33:42.900
3		1:39.727	21.393	46.205	32.129	07.9	10:41:54.766	3		1:53.053	25.617	52.858	34.578	07.7	10:35:35.953
4		1:39.806	21.594	46.202	32.010	07.9	10:43:34.572	4		1:47.988	23.641	49.808	34.539	07.8	10:37:23.941
5		1:39.358	21.413	46.006	31.939	07.9	10:45:13.930	5		1:43.868	22.513	47.738	33.617	07.8	10:39:07.809
6		1:40.875	21.375	46.753	32.747	07.9	10:46:54.805	6		1:44.745	23.091	48.122	33.532	07.9	10:40:52.554
7		1:39.658	21.468	46.129	32.061	07.9	10:48:34.463	7		2:04.147 P	23.608	54.621	45.918	07.6	10:42:56.701
8		1:45.692 P	21.469	46.245	37.978	07.9	10:50:20.155	8		9:45.520	8:24.326	47.995	33.199	07.7	10:52:42.221
9		5:07.339 P	3:08.448	53.728	1:05.163	07.8	10:55:27.494	9		4:50.808	22.546	47.439	49.823	07.8	10:54:42.029
10		5:07.053	3:43.493	48.409	35.151	07.8	11:00:34.547	10		3:25.532	45.688	1:41.329	58.515	02.8	10:58:07.561
11		1:43.384	22.283	47.223	33.878	07.9	11:02:17.931	11		1:43.425	22.723	47.168	33.534	07.8	10:59:50.986
12		1:44.076	22.097	47.169	34.810	07.9	11:04:02.007	12		1:43.120	22.415	47.236	33.469	07.8	11:01:34.106
13		1:42.788	21.629	47.685	33.474	07.9	11:05:44.795	13		1:43.109	22.035	47.166	33.899	07.9	11:03:17.206
14		14:34.128	12:43.683	1:15.076	35.369	02.9	11:20:18.923	14		1:41.539	21.730	47.069	32.740	07.8	11:04:58.745
15		1:44.937	22.133	47.471	34.433	07.9	11:22:02.960	15		1:47.515 P	21.942	47.073	38.500	07.8	11:06:46.260
16		1:42.791	22.018	47.102	33.671	07.9	11:23:45.751	16		7:52.880	6:32.041	47.628	33.211	07.7	11:14:39.140
17		1:42.416	21.710	46.856	33.850	07.9	11:25:28.167	17		1:57.005 P	22.015	47.293	47.697	07.8	11:16:36.145
18		1:43.478	21.937	47.830	33.711	07.9	11:27:11.645	18		4:25.104	3:03.496	48.009	33.599	07.8	11:21:01.249
19		2:14.453 P	21.917	50.236	1:02.300	07.9	11:29:26.098	19		1:42.906	22.336	47.157	33.413	07.8	11:22:44.155

63 Rolf Ineichen Lamborghini Huracan GT3 EVO2

PRO Leonardo Pulcini Oregon Team

Lap	D	Time	Sector 1	Sector 2	Sector 3	T. Spd	Elapsed	Lap	D	Time	Sector 1	Sector 2	Sector 3	T. Spd	Elapsed
1		10:31:08.991	10:29:47.639	48.165	33.187	07.7	10:31:08.991	20		1:42.356	22.162	47.069	33.125	07.8	11:24:26.511
2		1:43.355	23.670	46.856	32.829	07.9	10:32:52.346	21		1:41.904	21.991	46.875	33.038	07.9	11:26:08.415
3		1:41.179	21.921	46.457	32.801	08.0	10:34:33.525	22		1:42.469	22.093	47.542	32.834	07.8	11:27:50.884
4		1:40.264	21.576	46.132	32.556	08.0	10:36:13.789	23		2:44.865 P	23.998	1:17.565	1:03.302	05.9	11:30:35.749
5		1:40.711	21.691	46.236	32.784	08.0	10:37:54.500								
6		1:45.721	21.732	47.464	36.525	07.9	10:39:40.221								
7		1:41.003	21.718	46.706	32.579	07.8	10:41:21.224								
8		1:45.531 P	21.704	46.130	37.697	08.0	10:43:06.755								
9		3:32.492	2:11.859	46.853	33.780	07.9	10:46:39.247								
10		1:41.686	21.963	46.592	33.131	07.9	10:48:20.933								
11		1:41.075	21.771	46.242	33.062	08.0	10:50:02.008								
12		1:47.584	21.926	49.242	36.416	08.0	10:51:49.592								
13		1:40.908	21.854	46.164	32.890	08.1	10:53:30.500								
14		2:39.173 P	22.941	1:11.580	1:04.652	08.0	10:56:09.673								
15		3:50.701	2:25.928	47.975	36.798	07.9	11:00:00.374								
16		1:41.275	21.465	46.229	33.581	08.0	11:01:41.649								
17		1:45.787	22.256	46.318	37.213	08.0	11:03:27.436								
18		1:40.453	21.619	46.171	32.663	08.0	11:05:07.889								
19		1:40.320	21.658	46.084	32.578	08.0	11:06:48.209								
20		1:43.369	21.869	46.159	35.341	08.0	11:08:31.578								
21		1:45.455 P	21.641	46.134	37.680	08.0	11:10:17.033								
22		3:45.247	1:57.947	1:11.867	35.433	03.2	11:14:02.280								
23		1:41.297	21.976	46.349	32.972	07.9	11:15:43.577								
24		2:57.883	21.751	1:34.091	1:02.041	03.4	11:18:41.460								
25		1:55.746	36.414	46.664	32.668	07.9	11:20:37.206								
26		1:40.999	21.813	46.334	32.852	08.0	11:22:18.205								
27		1:40.678	21.766	46.202	32.710	08.0	11:23:58.883								
28		1:42.068	21.984	46.856	33.228	08.0	11:25:40.951								
29		1:43.476	21.709	46.495	35.272	08.0	11:27:24.427								
30		2:35.305 P	21.996	1:11.559	1:01.750	07.6	11:29:59.732								



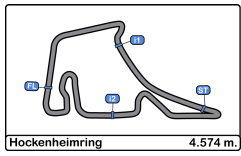


Hockenheimring
International GT Open
Free Practice - 1
Lap Analysis



66 Stewart Proctor McLaren 720S GT3							69 Michael Blanchemain Mercedes AMG GT3 EVO												
PROAM			Lewis Proctor				Greystone GT			PROAM			Vladislav Lomki				Scuderia Villorba Corse		
Lap	D	Time	Sector 1	Sector 2	Sector 3	T. Spd	Elapsed	Lap	D	Time	Sector 1	Sector 2	Sector 3	T. Spd	Elapsed				
1		10:32:06.078	10:30:37.986	50.089	38.003	07.5	10:32:06.078	1		10:31:50.661	10:30:20.315	53.542	36.804	07.2	10:31:50.661				
2		1:41.430	21.908	46.904	32.618	07.8	10:33:47.508	2		1:46.327	23.046	48.687	34.594	07.7	10:33:36.988				
3		1:42.053	21.677	47.096	33.280	07.8	10:35:29.561	3		1:45.339	22.476	48.688	34.175	07.7	10:35:22.327				
4		1:39.513	21.462	46.138	31.913	07.9	10:37:09.074	4		1:44.812	22.456	48.116	34.240	07.6	10:37:07.139				
5		1:41.252	20.982	47.324	32.946	07.9	10:38:50.326	5		1:45.138	22.273	48.505	34.360	07.7	10:38:52.277				
6		1:39.676	21.464	46.188	32.024	07.8	10:40:30.002	6		1:44.712	22.959	47.784	33.969	07.7	10:40:36.989				
7		1:39.820	21.264	46.507	32.049	07.9	10:42:09.822	7		1:44.428	22.310	47.724	34.394	07.8	10:42:21.417				
8		1:45.401 P	21.099	45.982	38.410	07.9	10:43:55.313	8		1:43.503	22.075	47.531	33.897	07.8	10:44:04.920				
9		3:36.427	2:10.047	50.042	36.338	07.6	10:47:31.740	9		1:44.869	22.281	48.242	34.346	07.7	10:45:49.789				
10		1:44.534	22.554	47.016	34.964	07.8	10:49:16.274	10		1:42.840	22.150	47.160	33.530	07.8	10:47:32.629				
11		1:45.808	22.655	47.706	35.447	07.8	10:51:02.082	11		1:53.699 P	22.776	47.454	43.469	07.8	10:49:26.328				
12		1:46.308	22.529	47.997	35.782	07.8	10:52:48.390	12		1:44.995	3:15.677	52.591	36.727	07.2	10:54:11.323				
13		1:58.365	22.351	47.042	48.972	07.9	10:54:46.755	13		3:22.359	41.643	1:39.694	1:01.022	02.9	10:57:33.682				
14		3:23.927	44.699	1:39.943	59.285	02.9	10:58:10.682	14		2:11.942 P	42.280	49.265	40.397	07.7	10:59:45.624				
15		1:44.842	23.076	47.159	34.607	07.9	10:59:55.524	15		2:59.550	1:36.386	48.739	34.425	07.8	11:02:45.174				
16		1:43.849	22.402	46.965	34.482	07.9	11:01:39.373	16		1:44.949	23.017	48.067	33.865	07.8	11:04:30.123				
17		1:43.965	22.394	47.191	34.380	07.9	11:03:23.338	17		1:43.202	22.194	47.373	33.635	07.8	11:06:13.325				
18		1:50.901 P	22.614	46.783	41.504	07.8	11:05:14.239	18		1:44.841	22.140	46.889	35.812	07.8	11:07:58.166				
19		2:43.545	1:20.042	47.496	36.007	07.8	11:07:57.784	19		1:43.861	22.354	47.088	34.419	07.8	11:09:42.027				
20		1:50.899	23.200	49.302	38.397	07.4	11:09:48.683	20		3:02.388 P	21.889	1:33.403	1:07.096	03.4	11:12:44.415				
21		2:58.813	25.205	1:39.710	53.898	02.9	11:12:47.496	21		2:33.736	1:12.130	48.308	33.298	07.7	11:15:18.151				
22		1:45.900	22.882	47.737	35.281	07.8	11:14:33.396	22		2:25.375	21.869	1:02.484	1:01.022	07.9	11:17:43.526				
23		1:56.787	22.493	47.494	46.800	07.9	11:16:30.183	23		2:31.527	45.489	1:12.430	33.608	03.0	11:20:15.053				
24		3:07.786	44.605	1:39.579	43.602	02.9	11:19:37.969	24		1:43.504	22.044	47.192	34.265	07.8	11:21:58.554				
25		1:44.656	22.735	47.078	34.843	07.8	11:21:22.625	25		1:41.594	21.849	46.771	32.971	07.9	11:23:40.145				
26		1:43.607	22.399	46.967	34.241	07.9	11:23:06.232	26		1:42.123	21.780	46.978	33.365	07.9	11:25:22.268				
27		1:46.104	23.043	47.569	35.492	07.8	11:24:52.336	27		1:41.746	21.947	46.747	33.052	07.9	11:27:04.014				
28		1:43.888	22.500	46.974	34.414	07.9	11:26:36.224	28		2:13.214 P	21.664	47.779	1:03.768	07.9	11:29:17.225				
29		1:55.069 P	22.262	46.798	46.009	07.9	11:28:31.293												





Hockenheimring
International GT Open
Free Practice - 1
Lap Analysis



75

Filip Salaquarda

Audi R8 LMS GT3 Evo II

95

Thomas Ikin

Mercedes AMG GT3 EVO

PROAM							Team Motopark							
Lap D	Time	Sector 1	Sector 2	Sector 3	T. Spd	Elapsed	Lap D	Time	Sector 1	Sector 2	Sector 3	T. Spd	Elapsed	
1	10:31:58.210	10:30:29.128	54.900	34.182	06.7	10:31:58.210	1	10:59:26.520	10:57:39.670	1:10.273	35.577	03.0	10:59:25.520	
2	1:42.406	22.107	47.017	33.282	07.9	10:33:40.616	2	1:42.824	22.096	47.164	33.561	07.8	11:01:08.341	
3	1:51.065	21.883	48.788	40.394	07.8	10:35:31.681	3	1:41.688	21.715	46.908	33.065	07.8	11:02:50.029	
4	1:40.443	21.749	46.423	32.271	07.8	10:37:12.124	4	1:41.847	21.700	46.939	33.208	07.8	11:04:31.876	
5	1:40.450	21.273	46.294	32.583	07.8	10:38:52.274	5	1:41.909	21.783	46.896	33.230	07.8	11:06:13.785	
6	1:42.906	22.291	46.815	33.800	07.9	10:40:35.180	6	1:44.990	22.403	47.130	35.457	07.7	11:07:58.775	
7	1:39.628	21.294	46.125	32.209	07.9	10:42:14.808	7	1:45.916	22.613	47.199	36.104	07.8	11:09:44.691	
8	1:39.304	21.197	45.988	32.116	07.9	10:43:54.109	8	2:57.274	22.524	1:33.885	1:00.862	03.4	11:12:41.962	
9	1:48.161 P	21.474	47.500	39.187	07.9	10:45:42.270	9	1:44.392	23.941	47.174	33.277	07.8	11:14:26.354	
10	5:41.074	4:21.899	46.676	32.499	07.8	10:51:23.344	10	1:43.203	21.920	46.937	34.346	07.8	11:16:09.557	
11	1:40.785	21.647	46.694	32.444	07.8	10:53:04.129	11	3:19.378 P	40.294	1:40.092	58.992	02.8	11:19:28.935	
12	2:19.509 P	23.419	54.086	1:02.004	07.7	10:55:23.638	12	5:52.666	4:29.272	49.547	33.847	07.8	11:25:21.601	
13	4:50.456	3:25.883	49.421	35.152	07.7	11:00:14.094	13	1:40.385	21.461	46.471	32.453	07.9	11:27:01.986	
14	1:43.647	22.606	47.129	33.912	07.8	11:01:57.741	14	2:12.212 P	21.812	48.203	1:02.197	07.9	11:29:14.198	
15	1:43.140	22.185	47.217	33.738	07.8	11:03:40.881	96						Lukas Dunner	Mercedes AMG GT3 EVO
16	1:44.195	22.409	48.225	33.561	07.8	11:05:25.076	PRO						Charles Bateman	Team Motopark
17	2:14.335	22.106	46.840	1:05.389	07.9	11:07:39.411	Lap D	Time	Sector 1	Sector 2	Sector 3	T. Spd	Elapsed	
18	1:46.714	23.597	48.027	35.090	07.8	11:09:26.125	1	10:31:41.058	10:30:10.751	53.110	37.197	07.3	10:31:41.058	
19	2:38.934	22.581	1:14.189	1:02.161	07.9	11:12:05.056	2	1:54.250	24.407	54.154	35.689	06.5	10:33:35.308	
20	2:03.924	41.498	48.082	34.344	07.7	11:14:08.980	3	1:51.467	24.925	51.467	35.075	07.4	10:35:26.775	
21	1:53.144 P	22.328	47.164	43.649	07.9	11:16:02.121	4	1:55.905	22.930	52.664	40.311	07.0	10:37:22.680	
22	5:52.336	4:14.919	58.028	39.389	06.2	11:21:54.457	5	1:48.059	24.595	49.006	34.458	07.9	10:39:10.739	
23	1:52.740	24.026	51.976	36.738	06.9	11:23:47.197	6	1:44.034	22.482	48.070	33.482	07.9	10:40:54.773	
24	1:48.383	22.280	51.324	34.779	07.5	11:25:35.580	7	2:03.150 P	22.616	53.827	46.707	07.7	10:42:57.923	
25	1:51.054	22.580	50.010	38.464	07.0	11:27:26.634	8	9:39.692	8:19.791	46.898	33.003	07.8	10:52:37.615	
26	2:45.692 P	24.411	1:17.323	1:03.958	06.5	11:30:12.326	9	1:50.355	22.712	46.634	41.009	07.9	10:54:27.970	

88

Gino Forgione

Ferrari 296 GT3

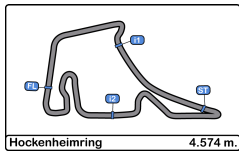
PROAM

Michele Rugolo

Spirit of Race

Lap D	Time	Sector 1	Sector 2	Sector 3	T. Spd	Elapsed
1	10:32:54.197 P	10:31:19.440	51.653	43.104	07.0	10:32:54.197
2	4:33.511	3:10.591	48.361	34.559	07.5	10:37:27.708
3	1:45.251	22.566	48.115	34.570	07.7	10:39:12.959
4	1:44.276	22.631	47.714	33.931	07.8	10:40:57.235
5	1:44.551	22.129	48.000	34.422	07.8	10:42:41.786
6	1:44.758	22.162	48.523	34.073	07.8	10:44:26.544
7	1:44.013	22.322	47.891	33.800	07.7	10:46:10.557
8	1:50.297	22.820	53.276	34.201	07.0	10:48:00.854
9	1:43.108	22.140	47.367	33.601	07.8	10:49:43.962
10	1:44.644	23.177	47.639	33.828	07.7	10:51:28.606
11	7:59.213 P	6:04.718	1:11.174	43.321	03.2	10:59:27.819
12	3:05.228	1:41.458	48.667	35.103	07.6	11:02:33.047
13	1:44.331	22.354	47.707	34.270	07.7	11:04:17.378
14	1:43.870	22.280	47.648	33.942	07.7	11:06:01.248
15	1:46.646	22.452	48.776	35.418	07.7	11:07:47.894
16	1:48.195	22.358	47.727	38.110	07.8	11:09:36.089
17	3:06.695 P	22.962	1:22.398	1:21.335	05.3	11:12:42.784
18	6:30.033	3:58.381	1:39.077	52.575	02.9	11:19:12.817
19	1:49.337	23.442	51.987	33.908	07.2	11:21:02.154
20	1:42.541	22.092	46.931	33.518	07.9	11:22:44.695
21	1:43.460	21.915	48.595	32.950	07.9	11:24:28.155
22	1:40.962	21.564	46.652	32.746	07.9	11:26:09.117
23	1:47.216	21.771	51.125	34.320	07.9	11:27:56.333
24	2:45.788 P	25.059	1:14.407	1:06.322	05.3	11:30:42.121





Hockenheimring
International GT Open
Free Practice - 1
Lap Analysis



777

Marcin Jedlinski

Audi R8 LMS GT3 Evo II

PROAM

Karol Basz

Olimp Racing

Lap	D	Time	Sector 1	Sector 2	Sector 3	T. Spd	Elapsed
1		10:33:44.543	10:32:21.884	48.782	33.877	07.8	10:33:44.543
2		1:46.117	23.153	49.261	33.703	07.7	10:35:30.660
3		1:52.713 P	21.947	51.405	39.361	07.2	10:37:23.373
4		7:30.130	6:10.877	46.553	32.700	07.9	10:44:53.503
5		4:40.984	21.516	46.505	32.963	07.8	10:46:34.487
6		1:46.262 P	21.684	46.437	38.141	08.0	10:48:20.749
7		2:55.495 P	1:31.439	46.361	37.695	07.9	10:51:16.244
8		3:26.692	1:53.357	46.559	46.776	08.1	10:54:42.936
9		3:23.972	45.508	1:41.001	57.463	02.8	10:58:06.908
10		4:41.080	21.873	46.368	32.839	07.9	10:59:47.988
11		4:39.113	21.255	45.809	32.049	08.1	11:01:27.101
12		4:39.215	21.294	45.919	32.002	08.0	11:03:06.316
13		4:44.701 P	21.267	45.928	37.506	08.0	11:04:51.017
14		5:22.415	3:57.265	48.612	36.538	07.9	11:10:13.432
15		3:00.339	43.642	1:40.685	36.012	02.8	11:13:13.771
16		1:43.589	22.445	46.910	34.234	07.9	11:14:57.360
17		2:41.475	22.315	47.087	1:01.773	07.9	11:17:08.535
18		2:52.304	45.275	1:28.721	38.308	02.8	11:20:00.839
19		1:46.090	22.840	49.047	34.203	08.0	11:21:46.929
20		1:42.853	22.243	46.939	33.671	07.9	11:23:29.782
21		1:42.667	22.022	46.844	33.801	07.9	11:25:12.449
22		1:42.258	22.078	46.820	33.360	08.0	11:26:54.707
23		4:55.483 P	21.899	46.646	46.938	07.9	11:28:50.190

786

Kiki Sak Nana

Mercedes AMG GT3 EVO

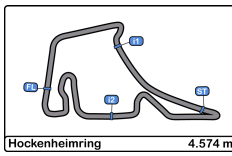
AM

Adam Osieka

GetSpeed

Lap	D	Time	Sector 1	Sector 2	Sector 3	T. Spd	Elapsed
1		10:32:20.003	10:30:55.807	48.665	35.531	07.7	10:32:20.003
2		1:45.667	22.515	47.487	35.665	07.8	10:34:05.670
3		1:45.553	22.117	48.033	35.403	07.9	10:35:51.223
4		4:42.204	22.198	47.283	32.813	07.9	10:37:33.517
5		1:41.363	21.661	46.967	32.735	07.9	10:39:14.880
6		1:48.862	22.243	48.810	37.809	07.9	10:41:03.742
7		1:42.882	21.995	47.057	33.830	07.9	10:42:46.624
8		1:42.256	21.872	47.205	33.179	07.9	10:44:28.880
9		1:41.920	21.865	46.987	33.068	07.9	10:46:10.800
10		1:49.341 P	22.786	48.580	37.975	07.5	10:48:00.141
11		4:24.227	2:59.722	48.368	36.137	07.8	10:52:24.368
12		4:44.801	22.961	48.564	33.276	07.8	10:54:09.169
13		3:23.804 P	41.988	1:39.814	1:02.002	02.9	10:57:32.973
14		3:58.968	2:35.579	47.945	35.444	07.8	11:01:31.941
15		1:47.296	23.154	47.571	36.571	07.8	11:03:19.237
16		1:44.022	22.658	47.088	34.276	07.9	11:05:03.259
17		1:44.183	22.661	47.430	34.092	07.9	11:06:47.442
18		1:47.560	23.187	48.875	35.498	07.9	11:08:35.002
19		4:48.836	22.407	47.181	39.248	07.9	11:10:23.838
20		3:01.128	45.299	1:40.531	35.298	02.8	11:13:24.966
21		1:44.636	22.490	47.826	34.320	07.8	11:15:09.602
22		2:49.267	22.687	55.010	1:01.570	07.9	11:17:28.869
23		2:37.990	45.533	1:18.594	33.863	02.8	11:20:06.859
24		1:44.252	22.411	48.243	33.598	07.9	11:21:51.111
25		1:43.041	22.542	46.990	33.509	07.9	11:23:34.152
26		1:43.964	23.320	47.241	33.403	07.9	11:25:18.116
27		1:42.704	22.263	46.965	33.476	07.9	11:27:00.820
28		2:14.711 P	22.757	49.183	1:02.771	07.9	11:29:15.531



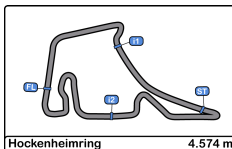


Hockenheimring
International GT Open
Free Practice - 1
Best Sectors Results



Sector - 1			Sector - 2			Sector - 3			Ideal Lap vs Best Lap		
Clas	B. Driver	Time	B. Driver	Time	B. Driver	Time	Clas	B. Driver	Ideal Lap	Best Lap	Clas
1	66 Proctor - Proctor	20.982	1 Reicher - Haase	45.675	27 Pulcini - Cheever	31.701	1	1 Reicher - Haase	1:38.591	1:39.500	5
2	27 Pulcini - Cheever	21.053	10 Deledda - Pepper	45.678	1 Reicher - Haase	31.786	2	27 Pulcini - Cheever	1:38.675	1:38.716	1
3	1 Reicher - Haase	21.130	15 Ó'í*•d4{ ÁÄ Å } : Ä	45.809	9 Bartone - Schiller	31.797	3	66 Proctor - Proctor	1:38.877	1:39.676	7
4	10 Deledda - Pepper	21.159	777 Jedlinski - Basz	45.809	66 Proctor - Proctor	31.913	4	15 Ó'í*•d4{ ÁÄ Å } : Ä	1:38.947	1:39.017	2
5	15 Ó'í*•d4{ ÁÄ Å } : Ä	21.161	11 Kirchmayr - Ludwig	45.864	61 Saada - Grunewald	31.939	5	10 Deledda - Pepper	1:38.949	1:39.696	8
6	16 Hahn - Khodair	21.170	27 Pulcini - Cheever	45.921	15 Ó'í*•d4{ ÁÄ Å } : Ä	31.977	6	9 Bartone - Schiller	1:39.031	1:39.236	3
7	75 Salaquarda - Milota	21.197	17 Menchaca - Siebert	45.927	16 Hahn - Khodair	31.983	7	777 Jedlinski - Basz	1:39.066	1:42.258	26
8	9 Bartone - Schiller	21.202	19 Moretti - Petrov	45.952	777 Jedlinski - Basz	32.002	8	75 Salaquarda - Milota	1:39.301	1:39.628	6
9	777 Jedlinski - Basz	21.255	66 Proctor - Proctor	45.982	17 Menchaca - Siebert	32.065	9	17 Menchaca - Siebert	1:39.309	1:40.229	14
10	17 Menchaca - Siebert	21.317	75 Salaquarda - Milota	45.988	96 Dunner - Bateman	32.106	10	61 Saada - Grunewald	1:39.320	1:39.358	4
11	19 Moretti - Petrov	21.362	61 Saada - Grunewald	46.006	10 Deledda - Pepper	32.112	11	16 Hahn - Khodair	1:39.460	1:40.555	19
12	11 Kirchmayr - Ludwig	21.372	9 Bartone - Schiller	46.032	75 Salaquarda - Milota	32.116	12	11 Kirchmayr - Ludwig	1:39.499	1:39.864	10
13	61 Saada - Grunewald	21.375	63 Ineichen - Pulcini	46.084	24 Borodin - Webb	32.149	13	96 Dunner - Bateman	1:39.741	1:39.777	9
14	6 Pierburg - Walker	21.381	24 Borodin - Webb	46.191	51 Marinangeli - Abril	32.172	14	19 Moretti - Petrov	1:39.783	1:39.991	12
15	96 Dunner - Bateman	21.386	54 T > 'ÁÄ Å ^Ä'!	46.229	6 Pierburg - Walker	32.191	15	24 Borodin - Webb	1:39.807	1:39.958	11
16	95 Üd4{ •cáÁÄÅ } : Ä	21.461	96 Dunner - Bateman	46.249	54 T > 'ÁÄ Å ^Ä'!	32.251	16	6 Pierburg - Walker	1:39.862	1:40.639	21
17	63 Ineichen - Pulcini	21.465	6 Pierburg - Walker	46.290	20 Baumann - Pitamber	32.256	17	54 T > 'ÁÄ Å ^Ä'!	1:39.987	1:40.169	13
18	24 Borodin - Webb	21.467	16 Hahn - Khodair	46.307	11 Kirchmayr - Ludwig	32.263	18	63 Ineichen - Pulcini	1:40.105	1:40.264	15
19	54 T > 'ÁÄ Å ^Ä'!	21.507	20 Baumann - Pitamber	46.346	55 De Meeus - Stanley	32.301	19	20 Baumann - Pitamber	1:40.126	1:40.320	16
20	20 Baumann - Pitamber	21.524	95 Üd4{ •cáÁÄÅ } : Ä	46.471	25 Cozzi - Sernagiotto	32.436	20	51 Marinangeli - Abril	1:40.249	1:40.332	17
21	25 Cozzi - Sernagiotto	21.527	55 De Meeus - Stanley	46.484	95 Üd4{ •cáÁÄÅ } : Ä	32.453	21	95 Üd4{ •cáÁÄÅ } : Ä	1:40.385	1:44.392	30
22	88 Forgione - Rugolo	21.564	51 Marinangeli - Abril	46.509	19 Moretti - Petrov	32.469	22	55 De Meeus - Stanley	1:40.433	1:40.497	18
23	51 Marinangeli - Abril	21.568	25 Cozzi - Sernagiotto	46.563	42 Wallenwein - Blazek	32.549	23	25 Cozzi - Sernagiotto	1:40.526	1:40.587	20
24	42 Wallenwein - Blazek	21.585	42 Wallenwein - Blazek	46.579	63 Ineichen - Pulcini	32.556	24	42 Wallenwein - Blazek	1:40.713	1:40.970	23
25	55 De Meeus - Stanley	21.648	88 Forgione - Rugolo	46.652	786 Kiki - Osieka	32.735	25	88 Forgione - Rugolo	1:40.962	1:40.962	22
26	786 Kiki - Osieka	21.661	69 Blanchemain - Lomki	46.747	65 Neumann - Rumpfkeil	32.740	26	65 Neumann - Rumpfkeil	1:41.345	1:41.904	25
27	69 Blanchemain - Lomki	21.664	7 Mardini - van der Helm	46.768	88 Forgione - Rugolo	32.746	27	786 Kiki - Osieka	1:41.361	1:41.363	24
28	65 Neumann - Rumpfkeil	21.730	65 Neumann - Rumpfkeil	46.875	8 Giuseppe Cipriani	32.872	28	69 Blanchemain - Lomki	1:41.382	1:43.861	29
29	7 Mardini - van der Helm	21.800	8 Giuseppe Cipriani	46.905	69 Blanchemain - Lomki	32.971	29	8 Giuseppe Cipriani	1:41.658	1:42.806	28
30	8 Giuseppe Cipriani	21.881	786 Kiki - Osieka	46.965	7 Mardini - van der Helm	33.097	30	7 Mardini - van der Helm	1:41.665	1:42.293	27
31	12 Hash - Fontana	22.623	12 Hash - Fontana	47.749	12 Hash - Fontana	34.163	31	12 Hash - Fontana	1:44.535	1:45.431	31



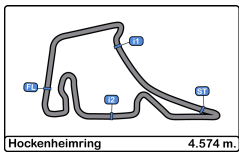


Hockenheimring
International GT Open
Free Practice - 1
Best 5 Lap Times



Cl	B. Entrant/Team	Nat	Driver 1	Nat	Driver 2	Nat	Vehicle	Cat	Cl	Best 1		Best 2		Best 3		Best 4		Best 5	
										Time	Lap	Time	Lap	Time	Lap	Time	Lap	Time	Lap
1	27 Spirit of Race	CHN	Marco Pulcini	ITA	Eddie Cheever	ITA	Ferrari 296 GT3	PROAM	1	1:38.716	4	1:39.079	3	1:40.266	2	1:41.453	22	1:41.999	10
2	15 Car Collection Motorsport	DEU	Österreicher	SWE	Nico Menzel	DEU	Porsche 911 GT3 R (992)	PRO	1	1:39.017	5	1:39.617	13	1:39.770	6	1:40.033	7	1:40.106	4
3	9 GetSpeed	DEU	Anthony Bartone	USA	Fabian Schiller	DEU	Mercedes AMG GT3 EVO	PRO	2	1:39.236	3	1:39.789	4	1:39.815	10	1:40.521	2	1:41.999	25
4	61 AF Corse	ITA	Jean-Claude Saada	USA	Conrad Grunewald	USA	Ferrari 296 GT3	PROAM	2	1:39.358	5	1:39.658	7	1:39.727	3	1:39.806	4	1:40.875	6
5	1 Eastalent Racing	AUT	Simon Reicher	AUT	Christopher Haase	DEU	Audi R8 LMS GT3 Evo II	PRO	3	1:39.500	6	1:40.346	25	1:40.388	27	1:40.477	16	1:40.703	15
6	75 ISR Racing	CZE	Filip Salaquarda	CZE	Libor Milota	CZE	Audi R8 LMS GT3 Evo II	PROAM	3	1:39.628	7	1:40.443	4	1:42.406	2	1:42.906	6	1:43.140	15
7	66 Greystone GT	GBR	Stewart Proctor	GBR	Lewis Proctor	GBR	McLaren 720S GT3	PROAM	4	1:39.676	6	1:39.820	7	1:41.430	2	1:42.053	3	1:43.607	26
8	10 Oregon Team	ITA	Alessio Deledda	ITA	Jordan Pepper	ZAF	Lamborghini Huracan GT3 EVO2	PRO	4	1:39.696	2	1:41.562	22	1:45.079	13	1:46.008	15	1:47.389	3
9	96 Team Motopark	DEU	Lukas Dunner	AUT	Charles Bateman	GBR	Mercedes AMG GT3 EVO	PRO	5	1:39.777	12	1:41.730	22	1:41.908	21	1:42.374	20	1:42.403	19
10	11 racing one	DEU	Ernst Kirchmayr	AUT	Luca Ludwig	DEU	Ferrari 296 GT3	PROAM	5	1:39.864	5	1:40.015	2	1:40.149	23	1:40.190	25	1:40.326	22
11	24 Greystone GT	GBR	Andrey Borodin	ITA	Oliver Webb	GBR	McLaren 720s GT3 Evo	PROAM	6	1:39.958	22	1:40.121	20	1:40.942	11	1:41.167	8	1:41.243	12
12	19 Oregon Team	ITA	Marzio Moretti	ITA	Artem Petrov	ISR	Lamborghini Huracan GT3 EVO2	PRO	6	1:39.991	3	1:40.823	25	1:41.026	24	1:41.376	10	1:42.611	22
13	54 CBRX by SPS	DEU	Österreicher	CHE	Yannick Mettler	CHE	Mercedes AMG GT3 EVO	PROAM	7	1:40.169	13	1:40.296	7	1:40.506	12	1:44.216	23	1:44.773	21
14	17 Team Motopark	DEU	Diego Menchaca	MEX	Marcos Siebert	MEX	Mercedes AMG GT3 EVO	PRO	7	1:40.229	15	1:40.245	12	1:40.255	14	1:40.856	4	1:41.275	9
15	63 Oregon Team	ITA	Rolf Ineichen	CHE	Leonardo Pulcini	ITA	Lamborghini Huracan GT3 EVO2	PRO	8	1:40.264	4	1:40.453	18	1:40.678	27	1:41.179	3	1:41.297	23
16	20 SPS Automotive Performance	DEU	Dominik Baumann	AUT	Mikael Pitamber	ZAF	Mercedes AMG GT3 EVO	PRO	9	1:40.320	8	1:40.781	7	1:41.139	3	1:41.680	22	1:42.639	21
17	51 Spirit of Race	CHE	Nicola Marinangeli	ITA	Vincent Abril	ITA	Ferrari 296 GT3	PRO	10	1:40.332	13	1:41.574	6	1:42.781	10	1:44.846	14	1:49.932	5
18	55 AF Corse	ITA	Laurent De Meeus	BEL	Jamie Stanley	GBR	Ferrari 296 GT3	PROAM	8	1:40.497	7	1:43.390	21	1:43.764	14	1:43.831	20	1:44.610	23
19	16 AF Corse	ITA	Marcelo Hahn	BRA	Allam Khodair	BRA	Ferrari 296 GT3	PROAM	9	1:40.555	5	1:41.190	12	1:43.301	20	1:43.881	18	1:46.890	11
20	25 AF Corse	ITA	Alessandro Cozzi	MCO	Giorgio Sernagiotto	ITA	Ferrari 296 GT3	PROAM	10	1:40.587	7	1:43.854	19	1:43.886	20	1:45.153	16	1:48.037	3
21	6 GetSpeed	DEU	Valentin Pierburg	DEU	Aaron Walker	GBR	Mercedes AMG GT3 EVO	PROAM	11	1:40.639	6	1:40.667	7	1:40.839	26	1:41.169	3	1:41.447	28
22	88 Spirit of Race	CHE	Gino Forgione	CHE	Michele Rugolo	ITA	Ferrari 296 GT3	PROAM	12	1:40.962	22	1:42.541	20	1:43.108	9	1:43.460	21	1:43.870	14
23	42 Leiper Motorsport	DEU	Mark Wallenwein	DEU	Maciej Blazek	POL	Lamborghini Huracan GT3 EVO2	PRO	11	1:40.970	4	1:41.087	7	1:41.114	5	1:41.485	18	1:41.493	19
24	786 GetSpeed	DEU	Kiki Sak Nana	TAN	Adam Osieka	DEU	Mercedes AMG GT3 EVO	AM	1	1:41.363	5	1:41.920	9	1:42.256	8	1:42.704	27	1:42.882	7
25	65 Team Motopark	DEU	Heiko Neumann	DEU	Timo Rumpfkeil	DEU	Mercedes AMG GT3 EVO	AM	2	1:41.904	21	1:42.356	20	1:42.469	22	1:42.906	19	1:43.120	12
26	777 Olimp Racing	POL	Marcin Jedlinski	POL	Karol Basz	POL	Audi R8 LMS GT3 Evo II	PROAM	13	1:42.258	22	1:42.667	21	1:42.853	20	1:43.589	16	1:46.090	19
27	7 Car Collection Motorsport	DEU	Bashar Mardini	CAN	Tijmen van der Helm	NLD	Porsche 911 GT3 R (992)	PROAM	14	1:42.293	9	1:42.384	7	1:42.545	25	1:42.733	5	1:42.755	23
28	8 Il Barone Rampante	ITA	Giuseppe Cipriani	ITA			Lamborghini Huracan GT3 EVO	AM	3	1:42.806	18	1:48.025	6	1:50.317	3	1:50.907	11	1:52.464	2
29	69 Scuderia Villorba Corse	ITA	Michael Blanchemain	FRA	Vladislav Lomki	FRA	Mercedes AMG GT3 EVO	PROAM	15	1:43.861	19	1:44.428	7	1:44.712	6	1:44.949	16	1:46.327	2
30	95 Team Motopark	DEU	Tjallingii	DNK	Thomas Ikin	GBR	Mercedes AMG GT3 EVO	PROAM	16	1:44.392	9	3:19.378	11	5:52.666	12				
31	12 Car Collection Motorsport	DEU	Hash	USA	Alex Fontana	CHE	Porsche 911 GT3 R (992)	PROAM	17	1:45.431	9	1:45.453	4	1:45.476	10	1:45.875	8	1:46.051	3



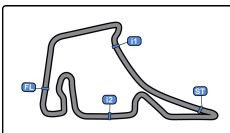


Hockenheimring
International GT Open
Free Practice - 1
Best 5 Top Speeds



Cl	B	Entrant/Team	Nat	Driver 1	Nat	Driver 2	Nat	Vehicle	Cat	Cl	Top 1		Top 2		Top 3		Top 4		Top 5		Avg
											Km/h	Lap	Km/h	Lap	Km/h	Lap	Km/h	Lap	Km/h	Lap	
1	777	Olimp Racing	POL	Marcin Jedlinski	POL	Karol Basz	POL	Audi R8 LMS GT3 Evo II	PROAM	1	08.1	11	08.1	8	08.0	12	08.0	22	08.0	13	08.0
2	1	Eastalent Racing	AUT	Simon Reicher	AUT	Christopher Haase	DEU	Audi R8 LMS GT3 Evo II	PRO	1	08.1	4	08.1	7	08.0	3	08.0	5	08.0	27	08.0
3	63	Oregon Team	ITA	Rolf Ineichen	CHE	Leonardo Pulcini	ITA	Lamborghini Huracan GT3 EVO2	PRO	2	08.1	13	08.0	12	08.0	17	08.0	21	08.0	20	08.0
4	11	racing one	DEU	Ernst Kirchmayr	AUT	Luca Ludwig	DEU	Ferrari 296 GT3	PROAM	2	08.0	6	08.0	3	08.0	24	08.0	2	08.0	5	08.0
5	19	Oregon Team	ITA	Marzio Moretti	ITA	Artem Petrov	ISR	Lamborghini Huracan GT3 EVO2	PRO	3	08.0	4	08.0	7	08.0	6	08.0	11	08.0	23	08.0
6	10	Oregon Team	ITA	Alessio Deledda	ITA	Jordan Pepper	ZAF	Lamborghini Huracan GT3 EVO2	PRO	4	08.0	3	08.0	6	08.0	23	08.0	12	08.0	4	08.0
7	27	Spirit of Race	CHE	Marco Pulcini	ITA	Eddie Cheever	ITA	Ferrari 296 GT3	PROAM	3	08.0	3	07.9	23	07.9	4	07.9	18	07.9	5	07.9
8	24	Greystone GT	GBR	Andrey Borodin	IND	Oliver Webb	GBR	McLaren 720s GT3 Evo	PROAM	4	08.0	21	07.9	23	07.9	22	07.9	14	07.9	8	07.9
9	6	GetSpeed	DEU	Valentin Pierburg	DEU	Aaron Walker	GBR	Mercedes AMG GT3 EVO	PROAM	5	08.0	28	07.9	9	07.9	23	07.9	26	07.9	2	07.9
10	9	GetSpeed	DEU	Anthony Bartone	USA	Fabian Schiller	DEU	Mercedes AMG GT3 EVO	PRO	5	08.0	17	07.9	7	07.9	16	07.9	8	07.9	5	07.9
11	17	Team Motopark	DEU	Diego Menchaca	MEX	Marcos Siebert	ARG	Mercedes AMG GT3 EVO	PRO	6	07.9	6	07.9	5	07.9	12	07.9	13	07.9	14	07.9
12	75	ISR Racing	CZE	Filip Salaquarda	CZE	Libor Milota	CZE	Audi R8 LMS GT3 Evo II	PROAM	6	07.9	9	07.9	8	07.9	7	07.9	17	07.9	6	07.9
13	786	GetSpeed	DEU	Kiki Sak Nana	THA	Adam Osieka	DEU	Mercedes AMG GT3 EVO	AM	1	07.9	27	07.9	9	07.9	5	07.9	25	07.9	18	07.9
14	15	Car Collection Motorsport	DEU	Nico Menzel	SWE	Nico Menzel	DEU	Porsche 911 GT3 R (992)	PRO	7	07.9	6	07.9	2	07.9	8	07.9	7	07.9	5	07.9
15	25	AF Corse	ITA	Alessandro Cozzi	MCO	Giorgio Sernagiotto	ITA	Ferrari 296 GT3	PROAM	7	07.9	9	07.9	8	07.9	13	07.9	7	07.9	4	07.9
16	16	AF Corse	ITA	Marcelo Hahn	BRA	Allam Khodair	BRA	Ferrari 296 GT3	PROAM	8	07.9	8	07.9	13	07.9	14	07.9	15	07.9	9	07.9
17	61	AF Corse	ITA	Jean-Claude Saada	USA	Conrad Grunewald	USA	Ferrari 296 GT3	PROAM	9	07.9	17	07.9	16	07.9	19	07.9	8	07.9	15	07.9
18	20	SPS Automotive Performance	DEU	Dominik Baumann	AUT	Mikael Pitamber	ZAF	Mercedes AMG GT3 EVO	PRO	8	07.9	23	07.9	20	07.9	19	07.9	12	07.9	16	07.9
19	66	Greystone GT	GBR	Stewart Proctor	GBR	Lewis Proctor	GBR	McLaren 720S GT3	PROAM	10	07.9	13	07.9	8	07.9	5	07.9	7	07.9	29	07.9
20	88	Spirit of Race	CHE	Gino Forgione	CHE	Michele Rugolo	ITA	Ferrari 296 GT3	PROAM	11	07.9	21	07.9	22	07.9	20	07.9	23	07.8	5	07.9
21	69	Scuderia Villorba Corse	ITA	Michael Blanchemain	FRA	Vladislav Lomki	IND	Mercedes AMG GT3 EVO	PROAM	12	07.9	26	07.9	28	07.9	27	07.9	25	07.9	22	07.9
22	55	AF Corse	ITA	Laurent De Meeus	BEL	Jamie Stanley	GBR	Ferrari 296 GT3	PROAM	13	07.9	15	07.9	10	07.9	23	07.9	11	07.9	8	07.9
23	54	CBRX by SPS	DEU	Yannick Mettler	CHE	Yannick Mettler	CHE	Mercedes AMG GT3 EVO	PROAM	14	07.9	9	07.9	14	07.9	7	07.8	8	07.8	19	07.9
24	12	Car Collection Motorsport	DEU	Alex Fontana	USA	Alex Fontana	CHE	Porsche 911 GT3 R (992)	PROAM	15	07.9	9	07.9	6	07.9	13	07.9	5	07.8	8	07.9
25	95	Team Motopark	DEU	Thomas Ikin	DNK	Thomas Ikin	GBR	Mercedes AMG GT3 EVO	PROAM	16	07.9	14	07.9	13	07.8	5	07.8	7	07.8	4	07.8
26	65	Team Motopark	DEU	Heiko Neumann	DEU	Timo Rumpfkeil	DEU	Mercedes AMG GT3 EVO	AM	2	07.9	21	07.9	13	07.9	6	07.8	4	07.8	5	07.9
27	96	Team Motopark	DEU	Lukas Dunner	AUT	Charles Bateman	GBR	Mercedes AMG GT3 EVO	PRO	9	07.9	9	07.9	5	07.9	22	07.9	6	07.9	12	07.9
28	51	Spirit of Race	CHE	Nicola Marinangeli	ITA	Vincent Abril	FRA	Ferrari 296 GT3	PRO	10	07.9	13	07.8	7	07.8	12	07.8	14	07.8	6	07.8
29	8	Il Barone Rampante	ITA	Giuseppe Cipriani	ITA			Lamborghini Huracan GT3 EVO	AM	3	07.8	15	07.8	19	07.8	18	07.8	4	07.8	21	07.8
30	42	Leiper Motorsport	DEU	Mark Wallenwein	DEU	Maciej Blazek	POL	Lamborghini Huracan GT3 EVO2	PRO	11	07.8	18	07.8	17	07.8	13	07.8	28	07.8	16	07.8
31	7	Car Collection Motorsport	DEU	Bashar Mardini	CAN	Tijmen van der Helm	NLD	Porsche 911 GT3 R (992)	PROAM	17	07.8	25	07.8	17	07.8	8	07.8	26	07.8	10	07.8





Hockenheimring
International GT Open
Free Practice - 1

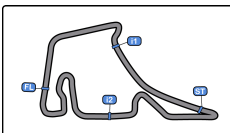
Fastest Laps Sequence

Hockenheimring 4.574 m



Lap	Time of Day	Session Time	B. Entrant/Team	Nat	Driver 1	Nat	Driver 2	Nat	Vehicle	Cat	Time	Km/h
2	10:32:52.346	3:52.346	63 Oregon Team		Rolf Ineichen		Leonardo Pulcini		Lamborghini Huracan GT3 EVO2	PRO	1:43.355	159.3
2	10:33:27.758	4:27.758	42 Leiper Motorsport		Mark Wallenwein		Maciej Blazek		Lamborghini Huracan GT3 EVO2	PRO	1:42.719	160.3
2	10:33:29.044	4:29.044	27 Spirit of Race		Marco Pulcini		Eddie Cheever		Ferrari 296 GT3	PROAM	1:40.266	164.2
2	10:34:05.869	5:05.869	11 racing one		Ernst Kirchmayr		Luca Ludwig		Ferrari 296 GT3	PROAM	1:40.015	164.6
2	10:34:12.894	5:12.894	10 Oregon Team		Alessio Deledda		Jordan Pepper		Lamborghini Huracan GT3 EVO2	PRO	1:39.696	165.1
3	10:35:08.123	6:08.123	27 Spirit of Race		Marco Pulcini		Eddie Cheever		Ferrari 296 GT3	PROAM	1:39.079	166.1
4	10:36:46.839	7:46.839	27 Spirit of Race		Marco Pulcini		Eddie Cheever		Ferrari 296 GT3	PROAM	1:38.716	166.8





Hockenheimring
International GT Open

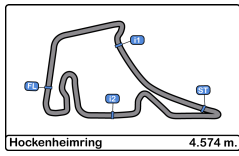


Free Practice - 1

Event Best Maximum Speed

B.	Entrant/Team	Nat	Driver 1	Nat	Driver 2	Nat	Vehicle	Cat	Km/h	Session
777	Olimp Racing	POL	Marcin Jedlinski	POL	Karol Basz	POL	Audi R8 LMS GT3 Evo II	PROAM	08.1	Free Practice - 1
1	Eastalent Racing	AUT	Simon Reicher	AUT	Christopher Haase	DEU	Audi R8 LMS GT3 Evo II	PRO	08.1	Free Practice - 1
63	Oregon Team	ITA	Rolf Ineichen	CHE	Leonardo Pulcini	ITA	Lamborghini Huracan GT3 EVO2	PRO	08.1	Free Practice - 1
11	racing one	DEU	Ernst Kirchmayr	AUT	Luca Ludwig	DEU	Ferrari 296 GT3	PROAM	08.0	Free Practice - 1
19	Oregon Team	ITA	Marzio Moretti	ITA	Artem Petrov	ISR	Lamborghini Huracan GT3 EVO2	PRO	08.0	Free Practice - 1
10	Oregon Team	ITA	Alessio Deledda	ITA	Jordan Pepper	ZAF	Lamborghini Huracan GT3 EVO2	PRO	08.0	Free Practice - 1
27	Spirit of Race	CHE	Marco Pulcini	ITA	Eddie Cheever	ITA	Ferrari 296 GT3	PROAM	08.0	Free Practice - 1
24	Greystone GT	GBR	Andrey Borodin	FIA	Oliver Webb	GBR	McLaren 720s GT3 Evo	PROAM	08.0	Free Practice - 1
6	GetSpeed	DEU	Valentin Pierburg	DEU	Aaron Walker	GBR	Mercedes AMG GT3 EVO	PROAM	08.0	Free Practice - 1
9	GetSpeed	DEU	Anthony Bartone	USA	Fabian Schiller	DEU	Mercedes AMG GT3 EVO	PRO	08.0	Free Practice - 1
17	Team Motopark	DEU	Diego Menchaca	MEX	Marcos Siebert	ARG	Mercedes AMG GT3 EVO	PRO	07.9	Free Practice - 1
75	ISR Racing	CZE	Filip Salaquarda	CZE	Libor Milota	CZE	Audi R8 LMS GT3 Evo II	PROAM	07.9	Free Practice - 1
786	GetSpeed	DEU	Kiki Sak Nana	THA	Adam Osieka	DEU	Mercedes AMG GT3 EVO	AM	07.9	Free Practice - 1
15	Car Collection Motorsport	DEU	Nico Menzel	SWE	Nico Menzel	DEU	Porsche 911 GT3 R (992)	PRO	07.9	Free Practice - 1
25	AF Corse	ITA	Alessandro Cozzi	MCO	Giorgio Sernagiotto	ITA	Ferrari 296 GT3	PROAM	07.9	Free Practice - 1
16	AF Corse	ITA	Marcelo Hahn	BRA	Allam Khodair	BRA	Ferrari 296 GT3	PROAM	07.9	Free Practice - 1
61	AF Corse	ITA	Jean-Claude Saada	USA	Conrad Grunewald	USA	Ferrari 296 GT3	PROAM	07.9	Free Practice - 1
20	SPS Automotive Performance	DEU	Dominik Baumann	AUT	Mikaeel Pitamber	ZAF	Mercedes AMG GT3 EVO	PRO	07.9	Free Practice - 1
66	Greystone GT	GBR	Stewart Proctor	GBR	Lewis Proctor	GBR	McLaren 720S GT3	PROAM	07.9	Free Practice - 1
88	Spirit of Race	CHE	Gino Forgione	CHE	Michele Rugolo	ITA	Ferrari 296 GT3	PROAM	07.9	Free Practice - 1
69	Scuderia Villorba Corse	ITA	Michael Blanchemain	FRA	Vladislav Lomki	FRA	Mercedes AMG GT3 EVO	PROAM	07.9	Free Practice - 1
55	AF Corse	ITA	Laurent De Meeus	BEL	Jamie Stanley	GBR	Ferrari 296 GT3	PROAM	07.9	Free Practice - 1
54	CBRX by SPS	DEU	Yannick Mettler	CHE	Yannick Mettler	CHE	Mercedes AMG GT3 EVO	PROAM	07.9	Free Practice - 1
12	Car Collection Motorsport	DEU	Alex Fontana	USA	Alex Fontana	CHE	Porsche 911 GT3 R (992)	PROAM	07.9	Free Practice - 1
95	Team Motopark	DEU	Thomas Ikin	DNK	Thomas Ikin	GBR	Mercedes AMG GT3 EVO	PROAM	07.9	Free Practice - 1
65	Team Motopark	DEU	Timo Rumpfkeil	DEU	Timo Rumpfkeil	DEU	Mercedes AMG GT3 EVO	AM	07.9	Free Practice - 1
96	Team Motopark	DEU	Charles Bateman	AUT	Charles Bateman	GBR	Mercedes AMG GT3 EVO	PRO	07.9	Free Practice - 1
51	Spirit of Race	CHE	Nicola Marinangeli	ITA	Vincent Abril	ITA	Ferrari 296 GT3	PRO	07.9	Free Practice - 1
8	Il Barone Rampante	ITA	Giuseppe Cipriani	ITA	Giuseppe Cipriani	ITA	Lamborghini Huracan GT3 EVO	AM	07.8	Free Practice - 1
42	Leiper Motorsport	DEU	Mark Wallenwein	DEU	Maciej Blazek	POL	Lamborghini Huracan GT3 EVO2	PRO	07.8	Free Practice - 1
7	Car Collection Motorsport	DEU	Bashar Mardini	CAN	Tijmen van der Helm	NLD	Porsche 911 GT3 R (992)	PROAM	07.8	Free Practice - 1





Hockenheimring
International GT Open
Free Practice - 1
Pit Stop Analysis



1 Simon Reicher Audi R8 LMS GT3 Evo II
 PRO Christopher Haase Eastalent Racing

B.	In Day Time	In Time	Out Time	Pit Time	T. Pit Time	Handicap	Diff.
1	10:42:57.283	10:42:57.283	10:46:01.564	3:04.281	3:04.281		
2	10:54:35.403	10:54:35.403	10:55:49.762	1:14.359	4:18.640		
3	11:10:40.112	11:10:40.112	11:11:54.501	1:14.389	5:33.029		
4	11:15:44.061	11:15:44.061	11:16:58.847	1:14.786	6:47.815		

6 Valentin Pierburg Mercedes AMG GT3 EVO
 PROAM Aaron Walker GetSpeed

B.	In Day Time	In Time	Out Time	Pit Time	T. Pit Time	Handicap	Diff.
1	10:47:27.763	10:47:27.763	10:49:15.966	1:48.203	1:48.203		
2	10:54:41.526	10:54:41.526	10:56:45.989	2:04.463	3:52.666		
3	11:11:59.865	11:11:59.865	11:13:36.544	1:36.679	5:29.345		

7 Bashar Mardini Porsche 911 GT3 R (992)
 PROAM Tijmen van der Helm Car Collection Motorsport

B.	In Day Time	In Time	Out Time	Pit Time	T. Pit Time	Handicap	Diff.
1	10:31:37.521	10:31:37.521	10:33:45.881	2:08.360	2:08.360		
2	10:49:23.634	10:49:23.634	10:51:05.609	1:41.975	3:50.335		
3	11:05:18.015	11:05:18.015	11:06:38.783	1:20.768	5:11.103		
4	11:10:10.811	11:10:10.811	11:11:27.192	1:16.381	6:27.484		
5	11:15:34.361	11:15:34.361	11:19:23.000	3:48.639	10:16.123		

8 Giuseppe Cipriani Lamborghini Huracan GT3 EVO
 AM Il Barone Rampante

B.	In Day Time	In Time	Out Time	Pit Time	T. Pit Time	Handicap	Diff.
1	10:37:44.913	10:37:44.913	10:42:44.669	4:59.756	4:59.756		
2	10:49:59.765	10:49:59.765	10:54:39.118	4:39.353	9:39.109		
3	11:08:48.726	11:08:48.726	11:13:43.421	4:54.695	14:33.804		
4	11:15:30.697	11:15:30.697	11:20:17.553	4:46.856	19:20.660		

9 Anthony Bartone Mercedes AMG GT3 EVO
 PRO Fabian Schiller GetSpeed

B.	In Day Time	In Time	Out Time	Pit Time	T. Pit Time	Handicap	Diff.
1	10:44:49.727	10:44:49.727	10:46:44.527	1:54.800	1:54.800		
2	10:51:52.135	10:51:52.135	10:53:26.622	1:34.487	3:29.287		
3	11:14:02.708	11:14:02.708	11:15:16.177	1:13.469	4:42.756		
4	11:17:39.537	11:17:39.537	11:19:14.263	1:34.726	6:17.482		

10 Alessio Deledda Lamborghini Huracan GT3 EVO2
 PRO Jordan Pepper Oregon Team

B.	In Day Time	In Time	Out Time	Pit Time	T. Pit Time	Handicap	Diff.
1	10:41:06.585	10:41:06.585	10:46:58.938	5:52.353	5:52.353		
2	10:52:00.192	10:52:00.192	10:55:17.505	3:17.313	9:09.666		
3	11:03:31.026	11:03:31.026	11:05:15.965	1:44.939	10:54.605		
4	11:10:45.480	11:10:45.480	11:13:14.565	2:29.085	13:23.690		
5	11:17:06.225	11:17:06.225	11:19:37.368	2:31.143	15:54.833		

11 Ernst Kirchmayr Ferrari 296 GT3
 PROAM Luca Ludwig racing one

B.	In Day Time	In Time	Out Time	Pit Time	T. Pit Time	Handicap	Diff.
1	10:41:16.359	10:41:16.359	10:43:49.377	2:33.018	2:33.018		
2	10:57:51.657	10:57:51.657	10:58:12.266	20.609	2:53.627		
3	10:59:57.284	10:59:57.284	11:01:51.947	1:54.663	4:48.290		
4	11:13:43.709	11:13:43.709	11:19:25.870	5:42.161	10:30.451		

12 Hash Porsche 911 GT3 R (992)
 PROAM Alex Fontana Car Collection Motorsport

B.	In Day Time	In Time	Out Time	Pit Time	T. Pit Time	Handicap	Diff.
1	10:56:04.852	10:56:04.852	11:08:48.310	12:43.458	12:43.458		
2	11:15:43.016	11:15:43.016	11:19:54.503	4:11.487	16:54.945		

15 Nico Menzel Porsche 911 GT3 R (992)
 PRO Nico Menzel Car Collection Motorsport

B.	In Day Time	In Time	Out Time	Pit Time	T. Pit Time	Handicap	Diff.
1	10:33:54.124	10:33:54.124	10:35:38.528	1:44.404	1:44.404		
2	10:45:39.791	10:45:39.791	10:50:53.611	5:13.820	6:58.224		
3	10:54:25.448	10:54:25.448	10:58:50.220	4:24.772	11:22.996		
4	11:07:10.211	11:07:10.211	11:08:55.783	1:45.572	13:08.568		

16 Marcelo Hahn Ferrari 296 GT3
 PROAM Allam Khodair AF Corse

B.	In Day Time	In Time	Out Time	Pit Time	T. Pit Time	Handicap	Diff.
1	10:48:16.022	10:48:16.022	10:52:53.252	4:37.230	4:37.230		
2	11:06:49.860	11:06:49.860	11:15:17.418	8:27.558	13:04.788		
3	11:17:27.715	11:17:27.715	11:20:29.790	3:02.075	16:06.863		

17 Diego Menchaca Mercedes AMG GT3 EVO
 PRO Marcos Siebert Team Motopark

B.	In Day Time	In Time	Out Time	Pit Time	T. Pit Time	Handicap	Diff.
1	10:41:28.455	10:41:28.455	10:49:10.165	7:41.710	7:41.710		
2	10:54:24.266	10:54:24.266	10:55:43.730	1:19.464	9:01.174		
3	11:07:12.033	11:07:12.033	11:12:44.998	5:32.965	14:34.139		

19 Marzio Moretti Lamborghini Huracan GT3 EVO2
 PRO Artem Petrov Oregon Team

B.	In Day Time	In Time	Out Time	Pit Time	T. Pit Time	Handicap	Diff.
1	10:45:03.226	10:45:03.226	10:49:01.218	3:57.992	3:57.992		
2	10:57:17.881	10:57:17.881	10:58:43.947	1:26.066	5:24.058		
3	11:11:19.387	11:11:19.387	11:15:25.751	4:06.364	9:30.422		

20 Dominik Baumann Mercedes AMG GT3 EVO
 PRO Mikael Pitamber SPS Automotive Performance

B.	In Day Time	In Time	Out Time	Pit Time	T. Pit Time	Handicap	Diff.
1	10:37:25.763	10:37:25.763	10:42:20.354	4:54.591	4:54.591		
2	10:50:43.892	10:50:43.892	10:58:21.739	7:37.847	12:32.438		
3	11:05:14.900	11:05:14.900	11:08:12.960	2:58.060	15:30.498		

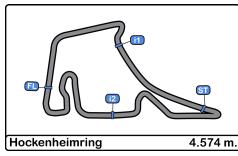
24 Andrey Borodin McLaren 720s GT3 Evo
 PROAM Oliver Webb Greystone GT

B.	In Day Time	In Time	Out Time	Pit Time	T. Pit Time	Handicap	Diff.
1	10:39:45.263	10:39:45.263	10:44:59.714	5:14.451	5:14.451		
2	10:51:49.067	10:51:49.067	10:56:56.093	5:07.026	10:21.477		
3	11:04:19.084	11:04:19.084	11:06:04.928	1:45.844	12:07.321		
4	11:12:30.515	11:12:30.515	11:14:07.825	1:37.310	13:44.631		

25 Alessandro Cozzi Ferrari 296 GT3
 PROAM Giorgio Sernagiotto AF Corse

B.	In Day Time	In Time	Out Time	Pit Time	T. Pit Time	Handicap	Diff.
1	10:37:33.811	10:37:33.811	10:39:52.318	2:18.507	2:18.507		
2	10:48:26.387	10:48:26.387	10:52:57.452	4:31.065	6:49.572		
3	11:03:38.963	11:03:38.963	11:10:37.810	6:58.847	13:48.419		





Hockenheimring
International GT Open
Free Practice - 1
Pit Stop Analysis



27 Marco Pulcini Ferrari 296 GT3

PROAM Eddie Cheever Spirit of Race

B.	In Day Time	In Time	Out Time	Pit Time	T. Pit Time	Handicap	Diff.
1	10:38:27.113	10:38:27.113	10:42:15.064	3:47.951	3:47.951		
2	10:44:01.698	10:44:01.698	10:44:39.593	37.895	4:25.846		
3	10:53:11.902	10:53:11.902	11:02:12.912	9:01.010	13:26.856		
4	11:11:20.596	11:11:20.596	11:12:47.708	1:27.112	14:53.968		

42 Mark Wallenwein Lamborghini Huracan GT3 EVO2

PRO Maciej Blazek Leiper Motorsport

B.	In Day Time	In Time	Out Time	Pit Time	T. Pit Time	Handicap	Diff.
1	10:47:03.244	10:47:03.244	10:49:18.437	2:15.193	2:15.193		
2	11:08:27.165	11:08:27.165	11:11:43.312	3:16.147	5:31.340		

51 Nicola Marinangeli Ferrari 296 GT3

PRO Vincent Abril Spirit of Race

B.	In Day Time	In Time	Out Time	Pit Time	T. Pit Time	Handicap	Diff.
1	10:31:43.570	10:31:43.570	10:37:56.331	6:12.761	6:12.761		
2	10:41:50.035	10:41:50.035	10:44:11.348	2:21.313	8:34.074		
3	10:51:21.206	10:51:21.206	10:52:41.453	1:20.247	9:54.321		
4	10:54:53.468	10:54:53.468	10:56:03.571	1:10.103	11:04.424		
5	11:07:19.562	11:07:19.562	11:09:12.372	1:52.810	12:57.234		

54 Yannick Mettler Mercedes AMG GT3 EVO

PROAM Yannick Mettler CBRX by SPS

B.	In Day Time	In Time	Out Time	Pit Time	T. Pit Time	Handicap	Diff.
1	10:38:57.386	10:38:57.386	10:39:15.895	18.509	18.509		
2	10:41:15.001	10:41:15.001	10:47:29.335	6:14.334	6:32.843		
3	11:04:42.694	11:04:42.694	11:06:31.379	1:48.685	8:21.528		

55 Laurent De Meeus Ferrari 296 GT3

PROAM Jamie Stanley AF Corse

B.	In Day Time	In Time	Out Time	Pit Time	T. Pit Time	Handicap	Diff.
1	10:32:06.489	10:32:06.489	10:34:12.072	2:05.583	2:05.583		
2	10:37:47.348	10:37:47.348	10:38:09.860	22.512	2:28.095		
3	10:46:43.271	10:46:43.271	10:50:09.094	3:25.823	5:53.918		
4	10:56:06.757	10:56:06.757	10:58:47.225	2:40.468	8:34.386		
5	11:07:46.271	11:07:46.271	11:13:24.588	5:38.317	14:12.703		

61 Jean-Claude Saada Ferrari 296 GT3

PROAM Conrad Grunewald AF Corse

B.	In Day Time	In Time	Out Time	Pit Time	T. Pit Time	Handicap	Diff.
1	10:35:55.346	10:35:55.346	10:38:36.576	2:41.230	2:41.230		
2	10:50:16.155	10:50:16.155	10:53:06.909	2:50.754	5:31.984		
3	10:55:23.494	10:55:23.494	10:58:48.075	3:24.581	8:56.565		
4	11:12:28.048	11:12:28.048	11:17:53.089	5:25.041	14:21.606		

63 Rolf Ineichen Lamborghini Huracan GT3 EVO2

PRO Leonardo Pulcini Oregon Team

B.	In Day Time	In Time	Out Time	Pit Time	T. Pit Time	Handicap	Diff.
1	10:43:02.755	10:43:02.755	10:44:57.745	1:54.990	1:54.990		
2	10:56:05.673	10:56:05.673	10:58:15.299	2:09.626	4:04.616		
3	11:10:13.033	11:10:13.033	11:11:38.787	1:25.754	5:30.370		

65 Heiko Neumann Mercedes AMG GT3 EVO

AM Timo Rumpfkeil Team Motopark

B.	In Day Time	In Time	Out Time	Pit Time	T. Pit Time	Handicap	Diff.
1	10:42:52.701	10:42:52.701	10:51:00.474	8:07.773	8:07.773		
2	11:06:42.260	11:06:42.260	11:12:57.024	6:14.764	14:22.537		
3	11:16:32.180	11:16:32.180	11:19:18.489	2:46.309	17:08.846		

66 Stewart Proctor McLaren 720S GT3

PROAM Lewis Proctor Greystone GT

B.	In Day Time	In Time	Out Time	Pit Time	T. Pit Time	Handicap	Diff.
1	10:43:51.313	10:43:51.313	10:45:38.636	1:47.323	1:47.323		
2	11:05:10.239	11:05:10.239	11:06:11.821	1:01.582	2:48.905		

69 Michael Blanchemain Mercedes AMG GT3 EVO

PROAM Vladislav Lomki Scuderia Villorba Corse

B.	In Day Time	In Time	Out Time	Pit Time	T. Pit Time	Handicap	Diff.
1	10:49:22.328	10:49:22.328	10:52:13.614	2:51.286	2:51.286		
2	10:59:41.624	10:59:41.624	11:00:59.996	1:18.372	4:09.658		
3	11:12:40.415	11:12:40.415	11:13:33.232	52.817	5:02.475		

75 Filip Salaquarda Audi R8 LMS GT3 Evo II

PROAM Libor Milota ISR Racing

B.	In Day Time	In Time	Out Time	Pit Time	T. Pit Time	Handicap	Diff.
1	10:45:38.270	10:45:38.270	10:49:43.434	4:05.164	4:05.164		
2	10:55:19.638	10:55:19.638	10:58:27.329	3:07.691	7:12.855		
3	11:15:58.282	11:15:58.282	11:19:51.763	3:53.481	11:06.336		

88 Gino Forgione Ferrari 296 GT3

PROAM Michele Rugolo Spirit of Race

B.	In Day Time	In Time	Out Time	Pit Time	T. Pit Time	Handicap	Diff.
1	10:32:50.197	10:32:50.197	10:35:43.833	2:53.636	2:53.636		
2	10:59:23.819	10:59:23.819	11:00:48.516	1:24.697	4:18.333		
3	11:12:38.784	11:12:38.784	11:16:07.457	3:28.673	7:47.006		

95 Thomas Ikin Mercedes AMG GT3 EVO

PROAM Thomas Ikin Team Motopark

B.	In Day Time	In Time	Out Time	Pit Time	T. Pit Time	Handicap	Diff.
1	11:19:25.450	11:19:25.450	11:23:37.596	4:12.146	4:12.146		

96 Lukas Dunner Mercedes AMG GT3 EVO

PRO Charles Bateman Team Motopark

B.	In Day Time	In Time	Out Time	Pit Time	T. Pit Time	Handicap	Diff.
1	10:42:53.923	10:42:53.923	10:50:56.628	8:02.705	8:02.705		
2	10:57:52.632	10:57:52.632	11:01:27.662	3:35.030	11:37.735		
3	11:06:28.748	11:06:28.748	11:09:15.618	2:46.870	14:24.605		

777 Marcin Jedlinski Audi R8 LMS GT3 Evo II

PROAM Karol Basz Olimp Racing

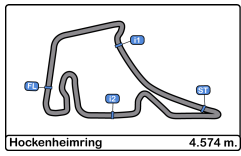
B.	In Day Time	In Time	Out Time	Pit Time	T. Pit Time	Handicap	Diff.
1	10:37:19.373	10:37:19.373	10:43:14.183	5:54.810	5:54.810		
2	10:48:16.749	10:48:16.749	10:49:32.647	1:15.898	7:10.708		
3	10:51:12.244	10:51:12.244	10:52:49.367	1:37.123	8:47.831		
4	11:04:47.017	11:04:47.017	11:08:25.338	3:38.321	12:26.152		

786 Kiki Sak Nana Mercedes AMG GT3 EVO

AM Adam Osieka GetSpeed

B.	In Day Time	In Time	Out Time	Pit Time	T. Pit Time	Handicap	Diff.
1	10:47:56.141	10:47:56.141	10:50:40.009	2:43.868	2:43.868		
2	10:57:28.973	10:57:28.973	10:59:47.345	2:18.372	5:02.240		

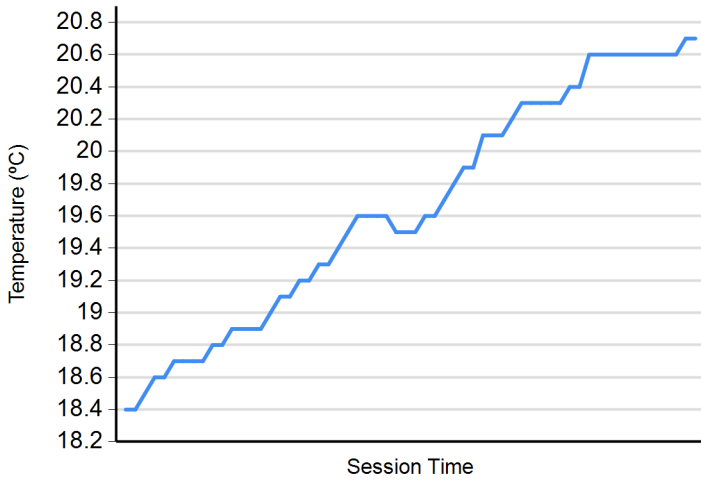




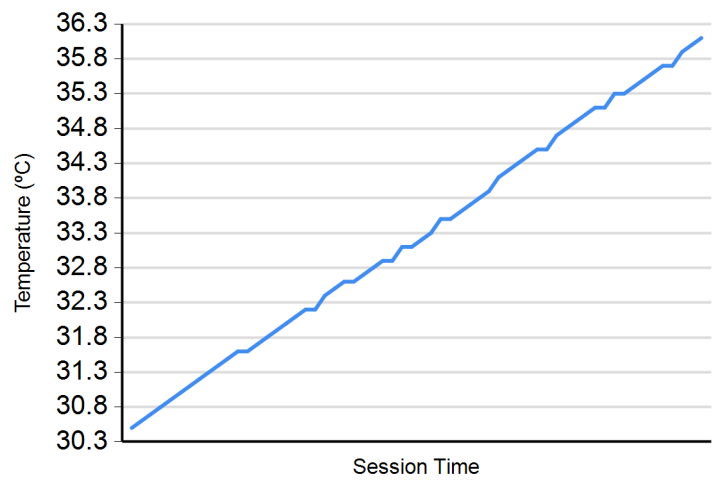
Hockenheimring
International GT Open
Free Practice - 1
Weather Report



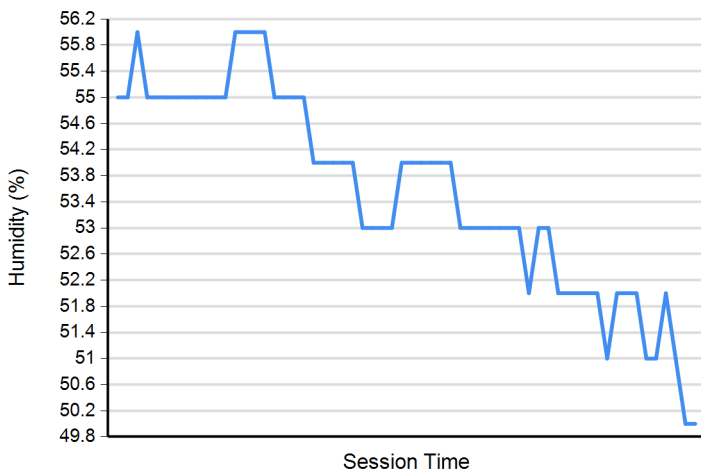
Air Temperature



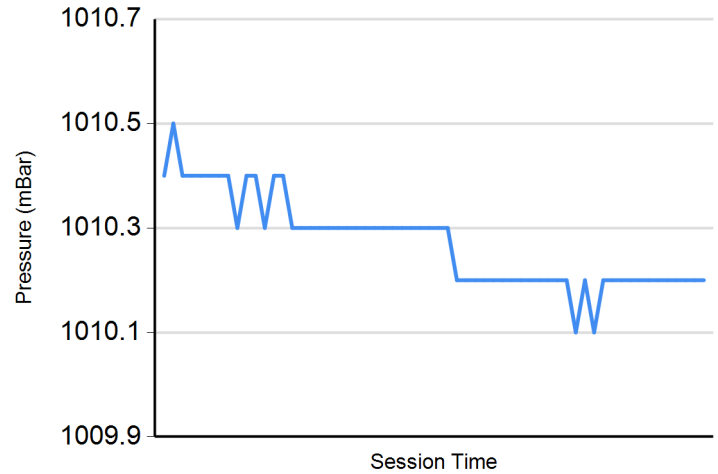
Track Temperature



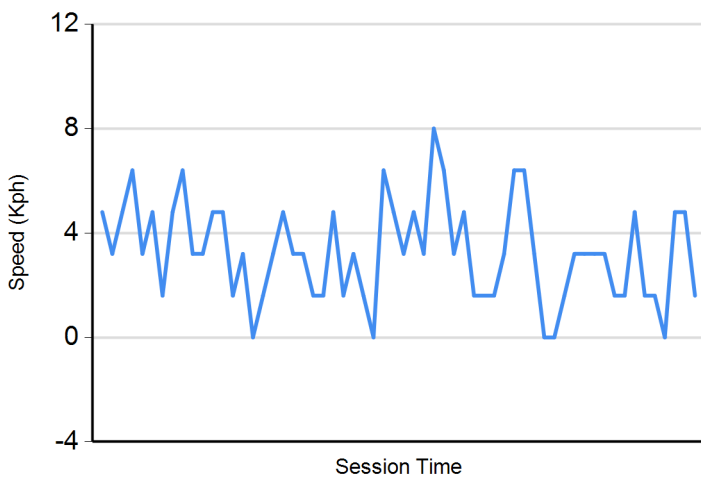
Humidity



Pressure



Wind Speed



Wind direction

North = 0°/360° Est = 90° South = 180° West = 270°

